






GOLDEN MIND ACHIEVERS INTERNATIONAL SCHOOL
DARWIN MAY 2024 MONTHLY CALENDAR

THEME	GRACE and COURTESY/PRACTICAL LIFE	GRACE and COURTESY/SENSORIAL	GRACE and COURTESY/LANGUAGE	GRACE and COURTESY/MATHEMATICS	GRACE and COURTESY/PRACTICAL LIFE/SHOW AND TELL and CRAFTS
	MONDAY	TUESDAY	WEDNESDAY	THURSDAY	FRIDAY
5th WEEK CHILDREN'S DAY	28 Circle time Practical Life Topic: Table Place Setting Objectives: At the end of the lesson the student will be able to <ul style="list-style-type: none"> Enable the child to cope independently with the various items and movements for setting a place at the table. Activity: Table Place Setting	29 Circle Time Sensorial Topic: Sound Cylinder Objectives: At the end the lesson the students will be able to <ul style="list-style-type: none"> Refine their auditory senses and sounds discrimination. Activity: matching Individual	30 Circle Time Language Topic: Topic: I Spy Game: Initial Sounds Objective: At the end of the lesson the students will be able to identify initial sound in a word. Activity: Mystery Bag Outdoor activity: Tug of war	1 Circle Time Mathematics Topics: Memory and Recall 1-20 Objectives: At the end of the lessons, the student will be able <ol style="list-style-type: none"> Recognize and recall numbers 1-20 Strengthen memory skills through fun and interactive activities. Develop focus and attention by engaging in number recall games. Activity: Find the Missing Number Game (Arrange number flashcards (1-20) in order but remove a few numbers.) Clap and Count (Call out a number, and have the children clap that many times)	2 Art Activity 
1st WEEK MOTHER'S DAY THEME	5 Circle Time Practical Life Topic: Sandwich Spreading Objectives: at the end of the lesson the students will be able to develop the ability to spread using a knife. Activity: Discussion/Individual Performance	6 Circle Time Sensorial Topic: Exploring Geometric Solids Objectives: At the end of the lesson the students will be able to: <ul style="list-style-type: none"> Introduce and explore various geometric shapes through tactile and visual experiences. Activity: Sorting geometric shape.	7 Circle Time Language Topic: Sandpaper letter u (lowercase) Objectives: At the end of the lesson the students will be able to: <ol style="list-style-type: none"> Trace the letter u. Say the /u/ sound. Identify the pictures/objects that start with /u/ sound. Activity: Individual tracing using sandpaper letter u/pasting/coloring Montessori Material: Sandpaper Letter u	8 Circle Time Mathematics Topic: Circle Recognition (Circle hugs for mommy!) Objectives: At the end of lesson the students will be able to: <ol style="list-style-type: none"> Identify the shape of a circle from a group of shapes. Point to or touch objects that are shaped like a circle. 	9 Circle Time Practical Life Topic: Sandwich Spreading Objectives: at the end of the lesson the students will be able to develop the ability to spread using a knife. Activity: Discussion/Individual Performance SHOW AND TELL Objectives: to be able to deepen students' sense of loving their toy/book.

				<p>c. Participate in a circle-themed Activity: Circle flower card for mom- Provide a pre-cut circle (as the flower center). Let students glue on petals in the circle (in group).</p>	<p>PARENTS TEACHER CONFERENCE (PTC)</p> <p>Art Activity: Card for mother's day pasting</p>  <p>PTC (Parent-Teacher-Conference)</p>
<p>2nd WEEK</p> <p>Flowers Theme</p>	<p>12 Circle Time Practical Life</p> <p>Topic: Cheese grating</p> <p>Objectives: At the end of the lesson the student will be able to</p> <ul style="list-style-type: none"> Develop the hand movements needed for manipulating a grater and strengthen the hand muscles and prepare them for writing. <p>Activity: Presentation/ Individual Performance</p>	<p>13 Circle Time Sensorial</p> <p>Topic: Matching Geometric Solids</p> <p>Objectives: At the end of the lesson the students will be able to:</p> <ul style="list-style-type: none"> Understand the shapes and their properties <p>Activity: Matching shapes.</p>	<p>14 Circle Time Language</p> <p>Topic: Sandpaper letter v (Lowercase)</p> <p>Objectives: At the end of the lesson the students will be able to</p> <ol style="list-style-type: none"> Identify lowercase letter v Say v/ sound <p>Activity: individual tracing using the sandpaper letter v/pasting</p>	<p>15 Circle Time Mathematics</p> <p>Topic: Triangle Recognition(Triangle petals in the garden!)</p> <p>Objectives: At the end of the lesson the students:</p> <ol style="list-style-type: none"> Recognize and name the triangle shape. Point to or select triangle shapes petals from a group. Participate in a flower-themed art activity using triangle shapes. <p>Activity: Triangle flower craft- Pre-cut colorful triangle petals and round flower centers. Students can glue triangle petals around the round center to make a flower.</p>	<p>16 Circle Time Practical Life</p> <p>Topic: Cheese grating</p> <p>Objectives: At the end of the lesson the student will be able to develop the hand movements needed for manipulating a grater and strengthen the hand muscles and prepare them for writing.</p> <p>Activity: Presentation/ Individual Performance</p> <p>SHOW AND TELL Objectives: to be able to deepen students' sense of loving their toy/book.</p> <p>Art Activity:</p> 

<p>3rd WEEK</p> <p>Caterpillar and Butterflies Theme</p>	<p>19 Circle Time Practical Life</p> <p>Topic: Lacing (butterfly or caterpillar)</p> <p>Objectives: At the end of the lesson the student will be able to</p> <ul style="list-style-type: none"> Develop coordination of movement. <p>Activity: Discussion/ Individual presentation</p>	<p>2 Circle Time Sensorial</p> <p>Topic: Bases of geometric solid</p> <p>Objectives: At the end of the lesson the student will be able to:</p> <ul style="list-style-type: none"> Name each plain base Describing shapes and properties on plain bases. <p>Activity: Shapes Matching games.</p>	<p>21 Circle Time Language</p> <p>Topic: Sandpaper letter x (Lower Case)</p> <p>Objectives: At the end of the lesson the students will be able to</p> <ol style="list-style-type: none"> Say the /x/ sound. Matching objects to the same pictures. Trace the lowercase letter x using the sandpaper letter. <p>Activity: Discussion/tracing using the sandpaper letter x /matching pictures</p> <p>Montessori Material: Sandpaper letter x lowercase</p>	<p>22 Circle Time Mathematics</p> <p>Topic: Rectangle Recognition (rectangle wings and caterpillar blocks!)</p> <p>Objectives: At the end of the lesson the students will be able to:</p> <ol style="list-style-type: none"> Recognize and name the rectangle shape. Identify rectangle shapes from a group of different shapes. Participate in a fun activity involving rectangles in a butterfly or caterpillar design. <p>Activity: Rectangle Caterpillar craft or Rectangle Butterfly wings (group)</p>	<p>23 Circle Time Practical Life</p> <p>Topic: Lacing (butterfly or caterpillar)</p> <p>Objectives: At the end of the lesson the student will be able to develop coordination of movement.</p> <p>Activity: Discussion/individual presentation</p> <p>SHOW AND TELL Objectives: to be able to develop their communication and toy appreciation through toy description or social interaction.</p> <p>Art activity: Caterpillar pasting</p> 
<p>4th THEME</p> <p>Memorial day Theme</p>	<p>26</p> <p>No Classes (Memorial Day)</p>	<p>27 Circle Time Sensorial</p> <p>Topic: Matching geometric solid form to plain base</p> <p>Objectives: At the end of the lesson the student will be able to</p> <ul style="list-style-type: none"> Develop shape recognition and awareness on each solid form on a plain base. 	<p>28 Circle Time Language</p> <p>Topic: Memory Game using Pictures(Memorial Day storytelling)</p> <p>Objective: At the end of the lesson the students will be able to identify picture that are the same.</p> <p>Activity: Memory Game Matching same pictures/review letter u, v and x sound.</p>	<p>29 Circle Time Mathematics</p> <p>Topic: Memory and Recall (shape memory time!)</p> <p>Objectives: At the end of the lesson the students will be able to:</p> <ol style="list-style-type: none"> Recall and name the circle, triangle, and rectangle 	<p>30 Circle Time Practical Life</p> <p>Topic: Peel and cut Banana</p> <p>Objectives: At the end of the lesson the student will be able to develop independence in peeling and cutting the banana.</p> <p>Activity: Discussion and Individual Performance</p>

		<p>.</p> <p>Activity: Matching shapes</p>	<p>Montessori Material: Sandpaper letter (lowercase)</p>	<p>shapes.</p> <p>b. Match or point to a shape when it is named.</p> <p>c. Participate in simple shape memory games through movement and visuals.</p> <p>Activity: Find the shape game, shape sorting, matching shape.</p>	<p>SHOW AND TELL Objectives: to be able to deepen students' sense of loving their toy/book.</p> <p>Art Activity: Patriotic Windsock Craft</p>  A photograph of a patriotic windsock craft. The windsock is made of a blue material with white stars and red and white stripes, resembling the American flag. It is hanging from a string. The word "CRAFT" is written in blue capital letters in the top left corner of the image. There are small red stars scattered around the base of the windsock.
--	--	--	--	---	--