






**GOLDEN MIND ACHIEVERS INTERNATIONAL SCHOOL**

THEME	GRACE and COURTESY/PRACTICAL LIFE	GRACE and COURTESY/SENSORIAL	GRACE and COURTESY/LANGUAGE AND ARTS	GRACE and COURTESY/ MATHEMATICS	GRACE and COURTESY/PRACTICAL LIFE/SHOW AND TELL and CRAFTS
	MONDAY	TUESDAY	WEDNESDAY	THURSDAY	FRIDAY
<p><b>1<sup>ST</sup> WEEK</b></p> <p><b>Dr. Seuss Theme</b></p>	<p>3</p> <p>Circle Time</p> <p><b>Practical Life</b></p> <p><b>Topic:</b> Large button frame</p> <p><b>Objectives:</b> At the end of the lesson the student will be able to</p> <ul style="list-style-type: none"> <li>Develop dexterity and coordination.</li> </ul> <p><b>Activity:</b> Buttoning activity</p> <p><b>Dr. Seuss Activity:</b> Bring your favorite Dr. Seuss Book</p>  <p style="text-align: center;"><b>Green Eggs &amp; Ham</b> <b>SENSORY BIN</b></p>	<p>4</p> <p>Circle Time</p> <p>Sensorial</p> <p><b>Topic:</b> Introduction of Geometric Solids</p> <p><b>Objectives:</b> At the end of the lesson the students will be able to:</p> <ul style="list-style-type: none"> <li>Familiarize the mathematical names of geometric solids.</li> <li>Develop spatial visualization skills by manipulating and visualizing geometric solids in two-dimensional spaces.</li> </ul> <p><b>Activity:</b> Matching Geometric shapes</p> <p><b>Dr. Seuss Activity:</b> Wear your best hat</p>  <p style="text-align: center;"><b>STACK THE CAT'S HAT</b></p>	<p>5</p> <p>Circle Time</p> <p><b>Language</b></p> <p><b>Topic:</b> Letter d (lowercase)</p> <p><b>Objectives:</b> At the end of the lesson the students will be able to:</p> <ul style="list-style-type: none"> <li>Identify the pictures that start with the /d/ sound.</li> <li>Recognize the /d/ sound.</li> <li>Say /d/ sound.</li> </ul> <p><b>Activity:</b> Discussion/ Coloring / Tracing using sandpaper letter d</p> <p><b>Dr. Seuss Activity:</b> Wear your best pajama's</p> <p><b>Dr. Seuss Characters ring toss.</b></p> 	<p>6</p> <p>Circle Time</p> <p><b>Mathematics</b></p> <p><b>Topic:</b> Participate in Counting drill 1-15</p> <p><b>Objective:</b> At the end of the lesson the students will be able to participate in counting drill from 1-15.</p> <p><b>Activity:</b> Counting exercises from 1-15</p> <p><b>Dr. Seuss Activity:</b> Wacky Socks day.</p>  <p style="text-align: center;"><b>Sock Matching</b> <small>insurpond.blogspot.com</small></p>	<p>7</p> <p>Circle Time</p> <p><b>Practical Life</b></p> <p><b>Topic:</b> Large button frame</p> <p><b>Objectives:</b> At the end of the lesson the student will be able to</p> <ul style="list-style-type: none"> <li>Develop dexterity and coordination.</li> </ul> <p><b>SHOW AND TELL</b></p> <p>Objectives: to be able to deepen students' sense of loving their toy/book.</p> <p><b>Art Activity</b></p> <p><b>Dr. Seuss handprint craft</b></p>  <p><b>Dr. Seuss Activity:</b> Wear anything wacky or any Dr. Seuss characters!</p>

<p><b>2<sup>ND</sup> WEEK</b></p> <p><b>Rainbow Theme</b></p>	<p>10 Circle Time <b>Practical Life</b> <b>Topic:</b> Snapping frame</p> <p><b>Objectives:</b> At the end of the lesson the student will be able to</p> <ul style="list-style-type: none"> <li>• Develop finger control and dexterity to manipulate snaps buttons</li> <li>• Boost independence and enhance concentration.</li> </ul> <p><b>Activity:</b> Snapping</p>	<p>11 Circle Time <b>Sensorial</b> <b>Topic:</b> Rainbow sensory bin</p> <p><b>Objectives:</b> At the end of the lesson the students will be able to:</p> <ul style="list-style-type: none"> <li>• Engage the sense of sight and touch.</li> <li>• Help children learn and identify colors.</li> </ul> <p><b>Activity:</b> Rainbow color sorting</p> 	<p>12 Circle Time <b>Language</b> <b>Topic:</b> Letter sr(Lower Case)</p> <p><b>Objectives:</b> At the end of the lesson the students will be able to:</p> <ul style="list-style-type: none"> <li>• Identify lower case letter /r/</li> <li>• Recognize the /r/ sound</li> <li>• Say /r/ sound/</li> </ul> <p><b>Activity:</b> Discussion/ Coloring / Tracing using sandpaper letter r</p>	<p>13 Circle Time <b>Mathematics</b> <b>Topic:</b> Early counting 16-20</p> <p><b>Objective:</b> At the end of the lesson the students will be able to count from 16-20</p> <p><b>Activity:</b> Counting exercises from 16-20 / Matching same numbers</p>	<p>14 Circle Time <b>Practical Life</b> <b>Topic:</b> Snapping frame</p> <p><b>Objectives:</b> At the end of the lesson the student will be able to</p> <ul style="list-style-type: none"> <li>• Develop finger control and dexterity to manipulate snaps buttons</li> <li>• Boost independence and enhance concentration.</li> </ul> <p><b>SHOW AND TELL</b> Objectives: to be able to deepen students' sense of loving their toy/book.</p> <p><b>Art Activity:</b></p> <p><b>Rainbow strips craft</b></p> 
<p><b>3RD WEEK</b></p> <p><b>St Patrick's Day Theme</b></p>	<p>17 Circle Time <b>Practical Life:</b> <b>Topic:</b> Zipper frame</p> <p><b>Objectives:</b> At the end of the lesson the student will be able to</p> <ul style="list-style-type: none"> <li>• Develop hand and eye coordination of movement.</li> </ul> <p><b>Activity:</b> Zipper frame</p>	<p>18 Circle Time <b>Sensorial</b> <b>Topic:</b> Green and Gold St. Patrick's Day Sensory Bin.</p> <p><b>Objectives:</b> At the end lesson, the student will be able to:</p> <ul style="list-style-type: none"> <li>• Develop the tactile experience of grasping.</li> <li>• Enjoy and appreciate the beauty of St. Patrick's Day festivities.</li> </ul> <p><b>Activity:</b> Color Sorting Gold and Green</p>	<p>19 Circle Time <b>Language</b> <b>Topic:</b> Letter s :( Lower Case)</p> <p><b>Objective:</b> At the end of the lesson the students will be able to:</p> <ul style="list-style-type: none"> <li>• Identify lower case letter /s/</li> <li>• Recognize the /s/ sound</li> <li>• Say the /s/ sound</li> <li>• Trace the lower case letter s using the sandpaper letter.</li> </ul> <p><b>Activity:</b> individual presentation/Discussion/coloring</p>	<p>20 Circle Time <b>Mathematics</b> <b>Topic:</b> Participate in Counting Drill 1-20</p> <p><b>Objective:</b> At the end of the lesson the students will be able to count from 1-20</p> <p><b>Activity:</b> Counting exercises drill from 1-20/games pick up the numbers</p>	<p>21 Circle Time</p> <p><b>Practical Life:</b> <b>Topic:</b> Zipper frame</p> <p><b>Objectives:</b> At the end of the lesson the student will be able to</p> <ul style="list-style-type: none"> <li>• Develop hand and eye coordination of movement.</li> </ul> <p><b>SHOW AND TELL</b> Objectives: to be able to deepen students' sense of loving their toy/book.</p>

					<p><b>Art Activity:</b></p> <p><b>St. Patrick plate arts and craft</b></p> 
<p><b>4<sup>TH</sup> WEEK</b></p> <p><b>Garden</b></p>	<p>24 Circle Time <b>Practical Life</b> <b>Topic:</b> Planting Seeds</p> <p>Objectives: At the end of the lesson the student will be able to:</p> <ul style="list-style-type: none"> <li>• Instill a sense of responsibility by having children care for their plants</li> <li>• Promote careful observation of the growth process and the importance of patient.</li> <li>• Help children connect with the natural world and appreciate the beauty of the plants.</li> </ul> <p><b>Activity:</b> Planting seeds</p>	<p>25 Circle Time <b>Topic:</b> Garden sensory play</p> <p><b>Objectives:</b> At the end of the lesson the students will be able to:</p> <ul style="list-style-type: none"> <li>• Explore and appreciate the beauty of the Garden through garden sensory play.</li> </ul> <p><b>Activity:</b> Garden pretend play</p> 	<p>26 Circle Time</p> <p><b>Language</b> <b>Topic:</b> Letter /g/ (Lower Case)</p> <p><b>Objectives:</b> At the end of the lesson the students will be able to:</p> <ul style="list-style-type: none"> <li>• Identify lower case letter /g/and the pictures/objects that start with the letter /g/sound.</li> <li>• Recognize the /g/ sound</li> <li>• Say the /g/ sound</li> <li>• Trace the lower case letter g using the sandpaper letter.</li> </ul> <p><b>Activity:</b> Mystery box / Discussion/tracing using the sandpaper letter e</p>	<p>27 Circle Time <b>Mathematics</b> Topic: Number Tracing</p> <p><b>Objective:</b> At the end of the lesson the students will be able trace numbers from 1-10.</p> <p><b>Activity:</b> tracing numbers</p>	<p>28 Circle time</p> <p><b>Practical Life:</b> <b>Topic:</b> Watering plants</p> <p><b>Objectives:</b> At the end of the lesson the student will be able to.</p> <ul style="list-style-type: none"> <li>• Appreciate the plants while they water them.</li> <li>• Experience a deeper connection to the Garden and plants.</li> </ul> <p><b>HOW AND TELL</b> Objectives: to be able to deepen students' sense of loving their toy/book.</p> <p><b>Art Activity:</b></p> 