






GOLDEN MIND ACHIEVERS INTERNATIONAL SCHOOL LITTLE NEWTON APRIL 2025 MONTHLY CALENDAR

THEME	SENSORIAL	LANGUAGE AND ARTS	MATHEMATICS	PRACTICAL LIFE	ARTS AND CRAFTS
	MONDAY	TUESDAY	WEDNESDAY	THURSDAY	FRIDAY
1 st WEEK SPRING	<p>31 CIRLCE TIME: Sensorial: Geometric Solids Objective: To be able to</p> <ul style="list-style-type: none"> Introducing the different shapes through geometric solids (cone, sphere, cylinder, ovoid, square cube) Matching geometric solid to concrete objects (egg, can, ball, cone, dice) <p>Activity: individual activity</p>	<p>1 CIRCLE TIME LANGUAGE AND ARTS: LETTER Ss. Objectives: to be able to</p> <ul style="list-style-type: none"> Recognize letter Ss. Identify an object that begins with letter Ss Matching object begin with letter Ss sounds to picture <p>Activity: Singing letter Ss sounds.</p>	<p>2 CIRCLE TIME MATHEMATICS: FLOWERS SIZE RECOGNITION Objectives: to be able to</p> <ul style="list-style-type: none"> Recognize the size of a flower from small, medium and big. <p>Activity: Flower sizes arrangement</p>	<p>3 PRACTICAL LIFE: PARTS OF THE FLOWER Objective: To be able to</p> <ul style="list-style-type: none"> Recognize the parts of flowers (petals, stem, seeds, flower) <p>Activity :individual activity</p>	<p>4 CIRCLE TIME: Activity: Tissue Roll Stamp Flowers.</p>  <p>TOILET ROLL STAMP FLOWERS</p>
2 nd WEEK FROGS	<p>7 CIRLCE TIME: Sensorial: FROG SENSORY POND BIN Objective: to be able to</p> <ul style="list-style-type: none"> Discover the nature of the frog Imitates the frog sounds <p>Activity: Individual activity</p> <p>Action Song: Five Green and Speckled Frogs.</p> 	<p>8 CIRCLE TIME LANGUAGE AND ARTS: LETTER Ff. Objectives: to be able to</p> <ul style="list-style-type: none"> Recognize letter Ff. Identify an object that begins with letter Ff. Matching object begin with letter Ff sounds to picture <p>Activity: Matching letter Singing letter Ff sounds.</p>	<p>9 CIRCLE TIME MATHEMATICS: Counting numbers using Frogs Objectives: to be able to</p> <ul style="list-style-type: none"> Rote counting numbers 1-9 Recognizing number 9 <p>Lesson proper: Presentation of numbers using frogs</p> <p>Activity: Individual Activity: Counting Frogs</p>	<p>10 CIRCLE TIME PRACTICAL LIFE: Transferring frogs using Tongs Objectives: to be able to</p> <ul style="list-style-type: none"> Develop hand and eye coordination Develop pincer grip skills Enhance student concentration <p>Activity: Individual Activity</p>	<p>11 CIRCLE TIME: Arts and Crafts: Frog body parts Pasting</p> 

<p>3TH WEEK EASTER</p>	<p>14 CIRCLE TIME Sensorial: EASTER SENSORY BIN Objective: to be able to</p> <ul style="list-style-type: none"> • Appreciate the importance of an egg to their health • say the color white • develop fine motor skills <p>Activity: Individual activity</p>	<p>15 CIRCLE TIME: LANGUAGE AND ARTS: LETTER Ee. Objective: to be able to</p> <ul style="list-style-type: none"> • Recognized objects begin with letter Ee. • Say the letter /Ee/ sounds <p>Activity: Singing "letter Ee song"</p>	<p>16 CIRCLE TIME MATHEMATICS: COUNTING EGGS FROM 1-10 Objective: to be able to</p> <ul style="list-style-type: none"> • Recognizing number 10 • Rote counting 1 to 10 <p>Activity: Counting</p>	<p>17 CIRCLE TIME PRACTICAL: EGG ARRANGEMENT Objectives: to be able to</p> <ul style="list-style-type: none"> • Arrange an egg in the tray • Count the eggs in the tray <p>Activity: Individual activity</p>	<p>18 CIRCLE TIME: Activity: Easter Egg Hunt</p> 
<p>4TH WEEK EARTH DAY</p>	<p>21 CIRCLE TIME SENSORIAL: PLANTING TREE SENSORY BIN Objective: to be able to</p> <ul style="list-style-type: none"> • Plant a tree through planting tree sensory bin. • Identify the basic parts of a tree <p>Activity: individual activity OUTDOOR ACTIVITY: MAKING A PLAY GARDEN</p>	<p>22 CIRCLE TIME: LANGUAGE AND ARTS: LETTER Ee Objective: to be able to</p> <ul style="list-style-type: none"> • Match the same picture/objects that starts with letter Ee <p>Activity: matching letter Picture begin with letter Ee sounds to concrete object</p>	<p>23 CIRCLE TIME: MATHEMATICS: : EARTHDAY NUMBER MATS Objective: to be able to</p> <ul style="list-style-type: none"> • Count the pictures correctly • tell the quantity of each number. <p>Activity: Counting</p>	<p>24 CIRCLE TIME PRACTICAL LIFE: WATER TRANSFER using sponge OBJECTIVES: to be able to</p> <ul style="list-style-type: none"> • Develop hand and eye coordination • Develop pincer grip skills • Enhance student concentration <p>Activity: Individual Activity</p>	<p>25 CIRCLE TIME: Arts and Crafts: : Tree pasting activity</p> 
<p>5th Week Children's Day</p>	<p>28 CIRCLE TIME SENSORIAL: Pink tower Objective: to be able to</p> <ul style="list-style-type: none"> • Develop their eye- hand coordination <p>Activity: Individual activity</p>	<p>29 CIRCLE TIME LANGUAGE AND ARTS: letter Cc Objectives: - to be able to</p> <ul style="list-style-type: none"> • say the sound of /Cc • identify objects that start with letter /Cc/ <p>Activity: Object to picture matching</p>	<p>30 CIRCLE TIME MATHEMATICS: ROTE COUNTING NUMBERS FROM 1 TO 10 Objective: to be able to</p> <ul style="list-style-type: none"> • Practice counting 1 to 10 • Matching numbers 1-10 <p>Activity: Counting /matching</p>	<p>1 CIRCLE TIME: PRACTICAL LIFE: DRINKING WATER USING CUPS Objectives: to be able to</p> <ul style="list-style-type: none"> - Drink water using cups independently - Holding the cups properly <p>Activity: Individual activity</p>	<p>2 CIRCLE TIME: Arts and Crafts: KOI FISH PASTING</p> 