






**GOLDEN MIND ACHIEVERS**  
**INTERNATIONAL SCHOOL – CHATAN/URUMA**  
**MONTHLY PLAN SCHEDULE SEPTEMBER 2025-2026**  
**LITTLE EINSTEIN CLASS**

THEME	MONDAY Language, Mathematics, Japanese Lesson	TUESDAY Language, Mathematics, Sensorial	WEDNESDAY Language, Mathematics, Science, Sensorial	THURSDAY Science, Practical Life	FRIDAY Arts and Crafts, Show and Tell
WEEK 1 LABOR DAY	<p>1</p> <p style="text-align: center; color: red; font-size: 1.2em;"><b>NO SCHOOL (Labor Day)</b></p>	<p>2</p> <p>CIRCLE TIME  <b>GMRC/ Grace and Courtesy</b>  Topic: Topic Daily Actions and  Language: Manners</p> <p>Activity:  Role Playing: When to say “please”</p> <p>Language  Topic: Metal Inset  Materials: Metal Inset</p> <p>Objective:  At the end of the lesson, the students will be able to:</p> <ol style="list-style-type: none"> <li>Develop their pencil grip, refine their fine motor skills, and learn how to draw within an outline</li> </ol> <p>Mathematics  Topic: Basic Shapes  Materials: Geometric Cabinet/Metal Insets/Teachers Made</p> <p>Objective:  At the end of the lesson, the students will be able to:</p> <ol style="list-style-type: none"> <li>Identify the different basic shapes</li> </ol> <p>Sensorial  Topic: Familiarization of Sensorial Shelves and Proper Handling of Materials</p> <p>Objective:  a. Recognize the</p>	<p>3</p> <p>CIRCLE TIME  <b>GMRC/ Grace and Courtesy</b>  Topic: Topic Daily Actions and  Language: Manners</p> <p>Language  Topic: Metal Inset</p> <p>Objective:  At the end of the lesson, the students will be able to:</p> <ol style="list-style-type: none"> <li>Develop their pencil grip, refine their fine motor skills, and learn how to draw within an outline.</li> </ol> <p>Mathematics  Topic: Basic Shapes  Materials: Geometric Cabinet/Metal Insets/Teachers Made</p> <p>Objective:  At the end of the lesson, the students will be able to:</p> <ol style="list-style-type: none"> <li>Identify the different basic shapes</li> </ol> <p>Science  Topic: Five Senses  Materials: Picture Cards/Sensory Sounds Cylinders/Tasting Bottles/ Tactile Fabrics/Teachers Made</p> <p>Objective:  At the end of the lesson, the students will be able to:</p> <ol style="list-style-type: none"> <li>Name the five senses and the sensing organ</li> </ol>	<p>4</p> <p>CIRCLE TIME  <b>GMRC/ Grace and Courtesy</b>  Topic: Topic Daily Actions and  Language: Manners</p> <p>Science  Topic: Five Senses  Materials: Picture Cards/Sensory Sounds Cylinders/Tasting Bottles/ Tactile Fabrics/Teachers Made</p> <p>Objective:  At the end of the lesson, the students will be able to:</p> <ol style="list-style-type: none"> <li>Name the five senses and the sensing organ associated with each</li> </ol> <p>Practical Life  Topic: Familiarizing Things for Practical Life  Materials: Practical Life Materials</p> <p>Objectives:  At the end of the lesson, the students will be able to:</p> <ol style="list-style-type: none"> <li>Identify and name common Practical Life materials and tools.</li> <li>Understand the purpose and proper use of each Practical Life material.</li> <li>Develop vocabulary related to Practical Life tools and activities.</li> <li>Recognize where materials belong on the shelf.</li> <li>Prepare for</li> </ol>	<p>5</p> <p>CIRCLE TIME  <b>GMRC/ Grace and Courtesy</b>  Topic: Topic Daily Actions and  Language: Manners</p> <p>Arts and Crafts  Popsicle stick Patriotic Hat  Materials: Popsicle sticks, paint, stars glue  Objectives:</p> <ol style="list-style-type: none"> <li>Develop fine motor skills, , creativity, and self-esteem.</li> <li>Encourage teamwork and socialization.</li> </ol>  <p>Show and Tell  Objectives:</p> <ol style="list-style-type: none"> <li>Give students an opportunity to talk with their friends about the object/s that interest them or share the things they bring that</li> </ol>

		<p>Montessori Materials Shelves</p>	<p>associated with each.</p> <p>Sensorial Topic: Familiarization of Sensorial Shelves and Proper Handling of Materials Objective: a. Recognize the Montessori Materials Shelves</p>	<p>independent work by becoming comfortable with the materials.</p>	<p>are connected to the weekly theme.</p> <p>b. Build confidence and help students develop effective communication skills c. Discover new things</p> <p>Park Day Objectives: a. Boost focus and concentration b. Discover nature, exercise their problem-solving abilities and creativity c. Gain self-confidence d. Build friendships and create strong social connections e. Develop their gross motor skills f. Improve physical health g. Promote feelings of happiness, calmness, and over well-being h. Increase environmental awareness</p>
<p>WEEK 2 BACK TO SCHOOL THEME</p>	<p>8 CIRCLE TIME GMRC/ Grace and Courtesy Topic: Topic Daily Actions and Language: Manners Activity: Discern when to say "Thank you"</p> <p>Language Topic: Sand Paper Letters</p> <p>Objective: At the end of the lesson, the students will be able to: a. Familiarize the Upper and Lower Case of the alphabet. b. To develop and reinforce letter recognition and letter sounds</p>	<p>9 CIRCLE TIME GMRC/ Grace and Courtesy Topic: Topic Daily Actions and Language: Manners Activity: Discern when to say "Thank you"</p> <p>Language Topic: Sand Paper Letter</p> <p>Objective: a. At the end of the lesson, the students will be able to: Familiarize the Upper and Lower Case of the alphabet. b. To develop and reinforce letter recognition and letter sounds</p>	<p>10 CIRCLE TIME GMRC/ Grace and Courtesy Topic: Topic Daily Actions and Language: Manners Activity: Discern when to say "Thank you"</p> <p>Language Topic: Sand Paper Letter</p> <p>Objective: At the end of the lesson, the students will be able to: a. Familiarize the Upper and Lower Case of the alphabet. b. To develop and reinforce letter recognition and letter sounds</p>	<p>11 CIRCLE TIME GMRC/ Grace and Courtesy Topic: Topic Daily Actions and Language: Manners Activity: Discern when to say "Thank you"</p> <p>Science Topic: Parts of the Body Material: Teachers Made</p> <p>Objectives: At the end of the lesson, the students will be able to: a. Name the parts of the body b. Identify the parts of the body and its function.</p>	<p>12 CIRCLE TIME GMRC/ Grace and Courtesy Topic: Topic Daily Actions and Language: Manners Activity: Discern when to say "Thank you"</p> <p>Arts and Crafts Back to School Materials: : Milk/Juice box, colored paper, glue Objectives: a. Develop fine motor skills, mathematical thinking skills, creativity, and self-esteem. b. Encourage teamwork and socialization.</p>


	<p><b>Mathematics</b>  <b>Topic: Patterns of Basic Shapes</b>  <b>Materials: Geometric Cabinet/Teachers Made</b></p> <p><b>Objective:</b>  At the end of the lesson, the students will be able to:</p> <ol style="list-style-type: none"> <li>Recognize the patterns of basic shapes</li> </ol> <p><b>Activity:</b>  - Let the students recognize the given patterns of the basic shapes using the geometric cabinet.</p> <p><b>JAPANESE LESSON</b>  <b>Topic: Different School Objects</b></p> <p><b>Objectives:</b>  At the end of the lesson, the students will be able to:</p> <ol style="list-style-type: none"> <li>Familiarize and name different school objects in Japanese.</li> <li>Say the Japanese words for different school objects aloud after the teacher models and repetition.</li> <li>Respond to simple Japanese related to school objects.</li> <li>Participate in a song, chant, or game using Japanese words for school objects.</li> <li>Show creativity and concentration through a pasting activity. (<i>pencil pattern pasting</i>)</li> <li>Reinforce school object vocabulary and encourage creativity through coloring the activity worksheet</li> </ol>	<p><b>Mathematics</b>  <b>Topic: Patterns of Basic Shapes</b>  <b>Materials: Geometric Cabinet/Teachers Made</b></p> <p><b>Objective:</b>  At the end of the lesson, the students will be able to:</p> <ol style="list-style-type: none"> <li>Complete missing elements of each pattern</li> </ol> <p><b>Activity:</b>  - Let the students find objects that match the shapes that complete the given pattern of the basic shapes.</p> <p><b>Sensorial</b>  <b>Topic: Pink Tower</b></p> <p><b>Objectives:</b>  At the end of the lesson, the students will be able to:</p> <ol style="list-style-type: none"> <li>Recognize the difference in weight between sizes by visual and muscular</li> <li>Arrange the objects by size</li> </ol>	<p><b>Mathematics</b>  <b>Topic: Patterns of Basic Shapes</b>  <b>Materials: Geometric Cabinet/Teachers Made</b></p> <p><b>Objective:</b>  At the end of the lesson, the students will be able to:</p> <ol style="list-style-type: none"> <li>Complete missing elements of each pattern</li> </ol> <p><b>Activity:</b>  - Worksheet: Teachers' Made</p> <p><b>Science</b>  <b>Topic: Parts of the Body</b></p> <p><b>Objectives:</b>  At the end of the lesson, the students will be able to:</p> <ol style="list-style-type: none"> <li>Name the parts of the body.</li> <li>Identify the parts of the body and its function.</li> </ol> <p><b>Activities:</b>  - Let the students sing the "Parts of the Body" song.  - Let them name their parts of the body.</p> <p><b>Sensorial</b>  <b>Topic: Pink Tower Extensions</b></p> <p><b>Objectives:</b>  At the end of the lesson, the students will be able to:</p> <ol style="list-style-type: none"> <li>Recognize the difference in weight between sizes by visual and muscular</li> <li>Arrange the objects by size</li> </ol>	<p><b>Practical Life</b>  <b>Topic: Arranging Things in the Bag</b>  <b>Materials: Students' Things/ Real Objects/Teachers Made</b></p> <p><b>Objectives:</b>  At the end of the lesson, the students will be able to:</p> <ol style="list-style-type: none"> <li>Develop knowledge and a sense of order</li> <li>Familiarize their belongings</li> </ol> <p><b>Activity:</b>  - Ask the students to get their own bag and let them show how to arrange their belongings properly.</p>	 <p><b>Show and Tell</b>  <b>Objectives:</b></p> <ol style="list-style-type: none"> <li>Give students an opportunity to talk with their friends about the object/s that interest them or share the things they bring that are connected to the weekly theme.</li> <li>Build confidence and help students develop effective communication skills</li> <li>Discover new things</li> </ol> <p><b>Park Day</b>  <b>Objectives:</b></p> <ol style="list-style-type: none"> <li>Boost focus and concentration</li> <li>Discover nature, exercise their problem-solving abilities and creativity</li> <li>Gain self-confidence</li> <li>Build friendships and create strong social connections</li> <li>Develop their gross motor skills</li> <li>Improve physical health</li> <li>Promote feelings of happiness, calmness, and over well-being</li> <li>Increase environmental awareness</li> </ol>
<p><b>WEEK 3</b>  <b>ALL ABOUT ME THEME</b></p>	<p>15  CIRCLE TIME  <b>GMRC/ Grace and Courtesy</b>  <b>Topic: Topic Daily Actions and</b></p>	<p>16  CIRCLE TIME  <b>GMRC/ Grace and Courtesy</b>  <b>Topic: Topic Daily Actions and</b></p>	<p>17  CIRCLE TIME  <b>GMRC/ Grace and Courtesy</b>  <b>Topic: Topic Daily Actions and</b></p>	<p>18  CIRCLE TIME  <b>GMRC/ Grace and Courtesy</b>  <b>Topic: Topic Daily Actions and</b></p>	<p>19  CIRCLE TIME  <b>GMRC/ Grace and Courtesy</b>  <b>Topic: Topic Daily Actions and</b></p>

	<p><b>Language: Manners</b></p> <p><b>Activity:</b> Role Playing: When to say “Excuse Me”</p> <p><b>Language</b> <b>Topic: Initial Sounds</b> (a,b,c,f,g,l,m,o,p,r,s ,t)</p> <p><b>Objectives:</b> At the end of the lesson, the students will be able to:</p> <ol style="list-style-type: none"> <li>Recognize the initial sounds of the given objects.</li> <li>Identify the initial sounds of the given objects.</li> </ol> <p><b>Mathematics</b> <b>Topic: Comparing Things by Length</b> (long and short) <b>Materials: Red and Blue Rods/Real Objects/Teachers Made</b></p> <p><b>Objective:</b> At the end of the lesson, the students will be able to:</p> <ol style="list-style-type: none"> <li>Identify long and short</li> </ol> <p><b>JAPANESE LESSON</b> <b>Topic: Self-Introduction</b></p> <p><b>Objectives:</b> At the end of the lesson, the students will be able to:</p> <ol style="list-style-type: none"> <li>Able to introduce their name and age in Japanese with teacher guidance.</li> <li>Demonstrate cultural understanding by using appropriate gestures (like bowing) during a self-introduction.</li> <li>Respond to simple questions in Japanese related to the topic.</li> <li>Enhance thinking skills</li> </ol>	<p><b>Language: Manners</b></p> <p><b>Activity:</b> Role Playing: When to say “Excuse Me”</p> <p><b>Language</b> <b>Topic: Initial Sounds</b> (a,b,c,f,g,l,m,o,p,r,s ,t)</p> <p><b>Objectives:</b> At the end of the lesson, the students will be able to:</p> <ol style="list-style-type: none"> <li>Recognize the initial sounds of the given objects.</li> <li>Identify the initial sounds of the given objects.</li> </ol> <p><b>Mathematics</b> <b>Topic: Comparing Things by Length</b> (long and short) <b>Materials: Red and Blue Rods/Real Objects/Teachers Made</b></p> <p><b>Objective:</b> At the end of the lesson, the students will be able to:</p> <ol style="list-style-type: none"> <li>Identify long and short</li> <li>Compare different objects by length</li> </ol> <p><b>Sensorial</b> <b>Topic: Brown Stairs</b></p> <p><b>Objectives:</b> At the end of the lesson, the students will be able to:</p> <ol style="list-style-type: none"> <li>Recognize the difference in weight between sizes by visual and muscular</li> <li>Arrange the objects by size</li> </ol>	<p><b>Language: Manners</b></p> <p><b>Activity:</b> Role Playing: When to say “Excuse Me”</p> <p><b>Language</b> <b>Topic: Initial Sounds</b> (a,b,c,f,g,l,m,o,p,r,s ,t)</p> <p><b>Objectives:</b> At the end of the lesson, the students will be able to:</p> <ol style="list-style-type: none"> <li>Recognize the initial sounds of the given objects.</li> <li>Identify the initial sounds of the given objects.</li> </ol> <p><b>Mathematics</b> <b>Topic: Comparing Things by Length</b> (long and short) <b>Materials: Red and Blue Rods/Real Objects/Teachers Made</b></p> <p><b>Objective:</b> At the end of the lesson, the students will be able to:</p> <ol style="list-style-type: none"> <li>Identify long and short</li> <li>Compare different objects by length</li> </ol> <p><b>Science</b> <b>Topic: Exploring the Properties of Common Objects Using the Five Senses.</b></p> <p><b>Objective:</b> At the end of the lesson, the students will be able to:</p> <ol style="list-style-type: none"> <li>explore and describe the basic properties of everyday objects (e.g., color, texture, sound, smell, and taste when appropriate).</li> </ol>	<p><b>Language: Manners</b></p> <p><b>Activity:</b> Role Playing: When to say “Excuse Me”</p> <p><b>Science</b> <b>Topic: Exploring the Properties of Common Objects Using the Five Senses.</b></p> <p><b>Objective:</b> At the end of the lesson, the students will be able to:</p> <ol style="list-style-type: none"> <li>explore and describe the basic properties of everyday objects (e.g., color, texture, sound, smell, and taste when appropriate).</li> </ol> <p><b>Practical Life</b> <b>Topic: Hair Grooming/Combing/Braiding</b> <b>Materials: Comb, ponytail, hairband</b></p> <p><b>Objectives:</b> At the end of the lesson, the students will be able to:</p> <ol style="list-style-type: none"> <li>Develop proper grooming/combining</li> <li>Maintain the habit of having good and neat hair.</li> </ol>	<p><b>Language: Manners</b></p> <p><b>Activity:</b> Role Playing: When to say “Excuse Me”</p> <p><b>Arts and Crafts</b> <b>Paper Bags Puppet; Brown paper bag, art paper, glue</b> <b>Materials</b> <b>Objectives:</b></p> <ol style="list-style-type: none"> <li>Develop fine motor skills, mathematical thinking skills, creativity, and self-esteem.</li> <li>Encourage teamwork and socialization.</li> </ol> <div data-bbox="1816 604 2110 837"> <p><b>ALL ABOUT ME</b></p>  <p><b>PAPER BAG PUPPETS</b></p> </div> <p><b>Show and Tell</b> <b>Objectives:</b></p> <ol style="list-style-type: none"> <li>Give students an opportunity to talk with their friends about the object/s that interest them or share the things they bring that are connected to the weekly theme.</li> <li>Build confidence and help students develop effective communication skills</li> <li>Discover new things</li> </ol>
--	--	---	--	---	---

	through answering and coloring the activity worksheet.		<b>Sensorial</b> <b>Topic: Brown Stairs Extensions</b> <b>Objectives:</b> At the end of the lesson, the students will be able to: <ol style="list-style-type: none"> <li>Recognize the difference in weight between sizes by visual and muscular</li> <li>Arrange the objects by size</li> </ol>		<b>Park Day</b> <b>Objectives:</b> <ol style="list-style-type: none"> <li>Boost focus and concentration</li> <li>Discover nature, and exercise their problem-solving abilities and creativity</li> <li>Gain self-confidence</li> <li>Build friendships and create strong social connections</li> <li>Develop their gross motor skills</li> <li>Improve physical health</li> <li>Promote feelings of happiness, calmness, and over well-being</li> <li>Increase environmental awareness</li> </ol>
<b>WEEK 4</b> <b>APPLE THEME</b>	22 CIRCLE TIME <b>GMRC/ Grace and Courtesy</b> <b>Topic: Topic Daily Actions and Language: Manners</b> <b>Activity:</b> Role Playing: When to say “I’m Sorry”  <b>Language</b> <b>Topic: initial sounds</b> (d,e,h,j,k,l,n,q,u,v,w,x,y,z)  <b>Objectives:</b> At the end of the lesson, the students will be able to: <ol style="list-style-type: none"> <li>Recognize the initial sounds of the given objects.</li> <li>Identify the given sounds of the given objects.</li> </ol> <b>Mathematics</b> <b>Topic: Comparing Things by Size (small and big)</b> <b>Materials: Pink Tower/ Brown Stairs/Different Leaves/Teachers Made</b> <b>Objective:</b>	23 CIRCLE TIME <b>GMRC/ Grace and Courtesy</b> <b>Topic: Topic Daily Actions and Language: Manners</b> <b>Activity:</b> Role Playing: When to say “I’m Sorry”  <b>Language</b> <b>Topic: initial Sounds</b> (d,e,h,j,k,l,n,q,u,v,w,x,y,z)  <b>Objectives:</b> At the end of the lesson, the students will be able to: <ol style="list-style-type: none"> <li>Recognize the initial sounds of the given objects.</li> <li>Identify the given sounds of the given objects.</li> </ol> <b>Mathematics</b> <b>Topic: Comparing Things by Size (small and big)</b> <b>Materials: Pink Tower/ Brown Stairs/Different Leaves/Teachers Made</b> <b>Objective:</b>	24 CIRCLE TIME <b>GMRC/ Grace and Courtesy</b> <b>Topic: Topic Daily Actions and Language: Manners</b> <b>Activity:</b> Role Playing: When to say “I’m Sorry”  <b>Language</b> <b>Topic: initial Sounds</b> (d,e,h,j,k,l,n,q,u,v,w,x,y,z)  <b>Objectives:</b> At the end of the lesson, the students will be able to: <ol style="list-style-type: none"> <li>Recognize the initial sounds of the given objects.</li> <li>Identify the given sounds of the given objects.</li> </ol> <b>Mathematics</b> <b>Topic: Comparing Things by Size (small and big)</b> <b>Materials: Pink Tower/ Brown</b>	25 CIRCLE TIME <b>GMRC/ Grace and Courtesy</b> <b>Topic: Topic Daily Actions and Language: Manners</b> <b>Activity:</b> Role Playing: When to say “I’m Sorry”  <b>Science</b> <b>Topic: Apple Oxidation Experiment</b> <b>Materials: Real Apple, Water,Vinegar,sprite,Lemon Juice,Baking soda,sugar and salt</b>  <b>Objective:</b> At the end of the lesson, the students will be able to: <ol style="list-style-type: none"> <li>Explain why sliced apple turn brown</li> <li>discover how to keep apple from turning brown using water,vinegar,sprite,lemon juice,baking soda, sugar and salt.</li> </ol>	26 CIRCLE TIME <b>GMRC/ Grace and Courtesy</b> <b>Topic: Topic Daily Actions and Language: Manners</b> <b>Activity:</b> Role Playing: When to say “I’m Sorry”  <b>Arts and Crafts</b> <b>Topic: Apple craft with Yarn</b> <b>Materials: Cardboard, yarn</b> <b>Objectives:</b> <ol style="list-style-type: none"> <li>Develop fine motor skills, and creativity.</li> <li>Encourage teamwork and socialization.</li> </ol> 

	<p>At the end of the lesson, the students will be able to:</p> <ol style="list-style-type: none"> <li>Identify small and big</li> <li>Compare different objects by size</li> </ol> <p><b>JAPANESE LESSON</b> Topic: Colors</p> <p>Objectives: At the end of the lesson, the students will be able to:</p> <ol style="list-style-type: none"> <li>Recognize the primary, secondary, and other colors in Japanese when shown colored objects or flashcards.</li> <li>Say the Japanese color words aloud with the teacher modelling and repetition.</li> <li>Participate in a movement or song activity that uses colors in Japanese.</li> <li>Match colors to objects.</li> <li>Respond to simple instructions in Japanese related to colors.</li> <li>Show creativity by coloring the activity worksheet.</li> </ol>	<p>At the end of the lesson, the students will be able to:</p> <ol style="list-style-type: none"> <li>Identify small and big</li> <li>Differentiate objects by sizes</li> </ol> <p><b>Sensorial</b> Topic: Brown Stairs/Pink Tower Extensions</p> <p>Objectives: At the end of the lesson, the students will be able to:</p> <ol style="list-style-type: none"> <li>Recognize the difference in weight between sizes by visual and muscular</li> <li>Arrange the objects by size</li> </ol>	<p><b>Stairs/Different Leaves/Teachers Made</b></p> <p>Objective: At the end of the lesson, the students will be able to:</p> <ol style="list-style-type: none"> <li>Identify small and big</li> <li>Differentiate objects by sizes</li> </ol> <p><b>Science</b> Topic: Parts of the Apple Materials: Real Apple</p> <p>Objective: At the end of the lesson, the students will be able to:</p> <ol style="list-style-type: none"> <li>Identify the parts of the apple.</li> </ol> <p><b>Sensorial</b> Topic: Brown Stairs/Pink Tower Extensions</p> <p>Objectives: At the end of the lesson, the students will be able to:</p> <ol style="list-style-type: none"> <li>Recognize the difference in weight between sizes by visual and muscular</li> <li>Arrange the objects by size</li> </ol>	<p><b>Practical Life</b> Topic: Washing Apple Materials: apple, water, sponge</p> <p>Objectives: At the end of the lesson, the students will be able to:</p> <ol style="list-style-type: none"> <li>Develop concentration and eye-hand coordination</li> </ol>	<p><b>Show and Tell</b></p> <p>Objectives:</p> <ol style="list-style-type: none"> <li>Give students an opportunity to talk with their friends about the object/s that interest them or share the things they bring that are connected to the weekly theme.</li> <li>Build confidence and help students develop effective communication skills</li> <li>Discover new things</li> </ol> <p><b>Park Day</b></p> <p>Objectives:</p> <ol style="list-style-type: none"> <li>Boost focus and concentration</li> <li>Discover nature, and exercise their problem-solving abilities and creativity</li> <li>Gain self-confidence</li> <li>Build friendships and create strong social connections</li> <li>Develop their gross motor skills</li> <li>Improve physical health</li> <li>Promote feelings of happiness, calmness, and over well-being</li> <li>Increase environmental awareness</li> </ol>
WEEK 5 LEAF THEME	<p>29 CIRCLE TIME GMRC/ Table manners Topic: Self expression Objective: to be able to express feelings and emotions</p> <p><b>Language</b> Topic: Reading CV-a (Pink Series) Objective: At the end of the lesson, students will be able to read and spell CV-/a/</p>	<p>30 CIRCLE TIME GMRC/ Table manners Topic: Self expression Objective: to be able to express feelings and emotions</p> <p><b>Language</b> Topic: Reading CV-a (Pink Series) Objective: At the end of the lesson, students will be able to read and spell CV-/a/</p> <p><b>Materials: Movable Alphabet/Teacher Made material</b></p>	<p>1 CIRCLE TIME GMRC/ Grace and Courtesy Topic: Self expression Objective: to be able to express feelings and emotions</p> <p><b>Language</b> Topic: Reading CV-a (Pink Series) Objective: At the end of the lesson, students will be able to read and spell CV-/a/</p> <p><b>Materials: Movable Alphabet/Teacher Made material</b></p>	<p>2 CIRCLE TIME GMRC/ Grace and Courtesy Topic: Self expression Objective: to be able to express feelings and emotions</p> <p><b>Science</b> Topic: Parts of the Leaf Materials: Different Leaves/ Wooden Leaf Puzzle</p> <p>Objectives: At the end of the lesson, the students will be able to:</p>	<p>3 CIRCLE TIME GMRC/ Grace and Courtesy Topic: Self expression Objective: to be able to express feelings and emotions</p> <p><b>Arts and Crafts</b> Dry Leaf Art</p>



	<p><b>Mathematics</b>  <b>Topic: Comparing Things by Size (small and big)</b>  <b>Materials: Pink Tower/ Brown Stairs/Real Objects/Teachers Made</b>  <b>Objective:</b>  <b>At the end of the lesson, the students will be able to:</b></p> <ol style="list-style-type: none"> <li>Identify small and big</li> <li>Compare different objects by size</li> </ol> <p><b>JAPANESE LESSON</b>  <b>Topic: Shapes</b></p> <p><b>Objectives:</b>  <b>At the end of the lesson, the students will be able to:</b></p> <ol style="list-style-type: none"> <li>Recognize and name the shapes in Japanese.</li> <li>Say the Japanese shape names aloud through songs, games, or repetition with flashcards.</li> <li>Respond to simple shape-related instructions in Japanese.</li> <li>Participate in a movement or craft activity that involves identifying and using shapes in Japanese.</li> </ol>	<p><b>Lesson Proper: The teacher will use the Movable Alphabet and objects/pictures for presentation.</b></p> <p><b>Activity: Reading the CV-/a /words</b></p> <p><b>Mathematics</b>  <b>Topic: Comparing Things by Size (small and big)</b>  <b>Materials: Pink Tower/ Brown Stairs/Real Objects/Teachers Made</b>  <b>Objective:</b>  <b>At the end of the lesson, the students will be able to:</b></p> <ol style="list-style-type: none"> <li>Identify small and big</li> <li>Differentiate objects by sizes</li> </ol> <p><b>Sensorial</b>  <b>Topic: Brown Stairs/Pink Tower Combined Work</b></p> <p><b>Objectives:</b>  <b>At the end of the lesson, the students will be able to:</b></p> <ol style="list-style-type: none"> <li>Build a visual pattern or maze using both sets.</li> <li>Walk a small figure through the maze.</li> </ol>	<p><b>Lesson Proper: The teacher will use the Movable Alphabet and objects/pictures for presentation</b></p> <p><b>Activity: Worksheets on reading cv/a/ with the use of pictures.</b></p> <p><b>Mathematics</b>  <b>Topic: Comparing Things by Size (small and big)</b>  <b>Materials: Pink Tower/ Brown Stairs/Real Objects/Teachers Made</b>  <b>Objective:</b>  <b>At the end of the lesson, the students will be able to:</b></p> <ol style="list-style-type: none"> <li>Identify small and big</li> <li>Differentiate objects by sizes</li> </ol> <p><b>Science</b>  <b>Topic: Parts of the Leaf</b>  <b>Materials: Different Leaves/ Wooden Leaf Puzzle</b></p> <p><b>Objectives:</b>  <b>At the end of the lesson, the students will be able to:</b></p> <ol style="list-style-type: none"> <li>Recognize the different leaves.</li> <li>Identify and recognize the parts of the leaf.</li> </ol> <p><b>Sensorial</b>  <b>Topic: Brown Stairs/Pink Tower Combined Work</b></p> <p><b>Objectives:</b>  <b>At the end of the lesson, the students will be able to:</b></p> <ol style="list-style-type: none"> <li>Place Pink Tower on one side of the room, Brown Stairs on the other.</li> <li>Build each, then compare size relationships.</li> </ol>	<ol style="list-style-type: none"> <li>Recognize the different leaves.</li> <li>Identify and recognize the parts of the leaf.</li> </ol> <p><b>Practical Life</b>  <b>Topic: Lacing (Leaf)</b>  <b>Materials: pattern leaf, lace or string</b>  <b>Objectives:</b>  <b>At the end of the lesson, the students will be able to:</b></p> <ol style="list-style-type: none"> <li>Develop concentration and eye-hand coordination</li> <li>Demonstrate how to lace and unlace</li> <li>Improve dexterity, pincer grasp, problem-solving</li> </ol>	 <p><b>Objectives:</b></p> <ol style="list-style-type: none"> <li>Develop fine motor skills, -creativity, and self-esteem.</li> <li>Encourage teamwork and socialization.</li> </ol> <p><b>Materials: : Dry leaves , Colored Paper, glue</b></p> <p><b>Show and Tell</b>  <b>Objectives:</b></p> <ol style="list-style-type: none"> <li>Give students an opportunity to talk with their friends about the object/s that interest them or share the things they bring that are connected to the weekly theme.</li> <li>Build confidence and help students develop effective communication skills</li> <li>Discover new things</li> </ol> <p><b>Park Day</b>  <b>Objectives:</b></p> <ol style="list-style-type: none"> <li>Boost focus and concentration</li> <li>Discover nature, exercise their problem-solving abilities and creativity</li> <li>Gain self-confidence</li> <li>Build friendships and create strong social connections</li> <li>Develop their gross</li> </ol>
--	---	---	---	--	--

					<div>motor skills</div> <div>f. Improve physical health</div> <div>g. Promote feelings of happiness, calmness, and over-well-being</div> <div>h. Increase environmental awareness</div>
--	--	--	--	--	---