











**GOLDEN MIND ACHIEVERS**  
**INTERNATIONAL SCHOOL – CHATAN/URUMA**  
**JULY SUMMER PLAN 2024**  
**LITTLE EINSTEIN CLASS**

THEME	MONDAY	TUESDAY	WEDNESDAY	THURSDAY	FRIDAY
Week 1 <b>GLOBAL GAME</b>	30 <b>CIRCLE TIME</b>  <b>LANGUAGE</b> <b>Topic:</b> Introduction of Nouns <b>Material/s:</b> Teacher made materials/ printed cards with nouns and pictures/ noun grammar symbol/ sentence strips  <b>Objectives:</b> At the end of the lesson, the students will be able to: <ol style="list-style-type: none"> <li>Define the meaning of a noun.</li> <li>Explain the roles of a noun.</li> <li>Give examples of nouns.</li> <li>Identify nouns in sentences.</li> </ol>	1 <b>CIRCLE TIME</b>  <b>SUMMER ACTIVITY:</b> <b>CATCH THE DRAGON'S TAIL</b>   <b>Objective:</b> To be able to develop teamwork, coordination, and agility through group movement and tail-catching.  <b>Materials Needed:</b> Rolled Towel  <b>LANGUAGE</b> <b>Topic:</b> <b>READING CVC-A (REVIEW)</b>  <b>Objective:</b> To be able to read and spell CVC-a  <b>Lesson Proper:</b> The teacher will use Large Movable Alphabet and	2 <b>CIRCLE TIME</b>  <b>SUMMER ACTIVITY:</b> <b>TUG OF WAR</b>   <b>Objective:</b> to bring the rope at a certain length in one direction against the force of the opposing team's.  <b>Materials needed:</b> Rope  <b>MATHEMATICS</b> <b>Topic:</b> <b>REVIEW 1 - 20 NUMBERS</b>  <b>Objective:</b> To be able read and write numbers from 1 to 20.  <b>Lesson Proper:</b> The teacher will	3 <b>CIRCLE TIME</b>  <b>SUMMER ACTIVITY:</b> <b>Squid game</b>   <b>Materials Needed :</b> <ul style="list-style-type: none"> <li>Large sheets of paper or cartolina</li> <li>Marker</li> <li>Cut-out colored shapes</li> <li>Chairs</li> </ul> <b>MATHEMATICS</b>  <b>Topic:</b> REVIEW 1 - 20 NUMBERS  <b>Objective:</b> To be able read and write numbers from 1 to 20.	4 <b>CIRCLE TIME</b>  <b>4th of JULY</b> <b>NO SCHOOL</b>



**GOLDEN MIND ACHIEVERS**  
**INTERNATIONAL SCHOOL – CHATAN/URUMA**  
**JULY SUMMER PLAN 2024**  
**LITTLE EINSTEIN CLASS**

		<p>objects for presentation.</p> <p><b>Activity:</b> Sounding and reading CVC - /a/ sound using pink cards and large movable alphabet.</p>	<p>present and discuss the lesson using the number cards.</p> <p><b>PRACTICAL LIFE</b> <b>TONG TRANSFERRING</b></p>	<p><b>Lesson Proper:</b> The teacher will present and discuss the lesson using the number cards.</p>	
<p>Week 2</p> <p><b>COUNTRY OF THE WEEK(JAPAN)</b></p>	<p>7</p> <p><b>CIRCLE TIME</b></p> <p><b>SUMMER ACTIVITY:</b> <b>Tanabata (Kimono/Yukata) Day</b></p>  <p><b>Objective:</b> To be able to see the sights in true Japanese fashion.</p> <p>Activity</p> <ul style="list-style-type: none"> <li>- Search for best in Kimono/Yukata wear.</li> <li>-Photoshoot</li> </ul>	<p>9</p> <p><b>CIRCLE TIME</b></p> <p><b>SUMMER ACTIVITY:</b> <b>STORY TELLING ( Star Festival)</b></p>  <p><b>Objective:</b> To be able to appreciate the moral and social values of the story.</p> <p>Activity:</p> <ul style="list-style-type: none"> <li>-Star Festival story telling using the pop- up book and lighted board.</li> <li>-Defining the moral and social</li> </ul>	<p>10</p> <p><b>CIRCLE TIME</b></p> <p><b>SUMMER ACTIVITY:</b> <b>HIMATSURI DOLL MAKING</b></p>  <p><b>Objective:</b> To deepen one's understanding and enjoyment of the visual arts.</p> <p><b>Materials Needed:</b></p> <ul style="list-style-type: none"> <li>-2 Paper cups</li> <li>- Printed template of Himatsuri</li> </ul>	<p>11</p> <p><b>CIRCLE TIME</b></p> <p><b>SUMMER ACTIVITY:</b> <b>ORIGAMI (FRAMED KIMONO)</b></p>  <p><b>Objective</b></p> <p>To be able to create a unique folding technique of an origami paper.</p> <p><b>Materials Needed:</b></p> <ul style="list-style-type: none"> <li>-Origami paper</li> <li>-picture frame</li> <li>-glue</li> </ul> <p><b>Activity:</b></p> <ul style="list-style-type: none"> <li>- 1) Prepare square paper and</li> </ul>	<p>12</p> <p><b>CIRCLE TIME</b></p> <p><b>SUMMER ACTIVITY:</b> <b>Basic Eisa Dance</b></p>  <p><b>Objective:</b> To be able to show basic steps of Eisa Dance.</p> <p><b>Materials Needed:</b></p> <ul style="list-style-type: none"> <li>-Paranku ( small Okinawan hand drums.</li> <li>-stick</li> </ul>








**GOLDEN MIND ACHIEVERS**  
**INTERNATIONAL SCHOOL – CHATAN/URUMA**  
**JULY SUMMER PLAN 2024**  
**LITTLE EINSTEIN CLASS**

<p><b>Language</b></p> <p>Topic: Sand Paper Letters (Lower and Upper Case- (Vowels: Aa, Ee, Ii, Oo, Uu /Consonants: Cc, Mm, Nn, Rr, Ss, Vv, Ww, Xx, Zz)</p> <p>Materials: Sandpaper Letters/ Teachers Made</p> <p><b>Objective:</b></p> <p>At the end of the lesson, the students will be able to:</p> <p>a. Familiarize the Upper and Lower Case of the alphabet.</p> <p><b>Activity:</b></p> <p>Matching the upper and lowercase of each letter.</p> <p><b>Writing</b></p> <p>Topic: Metal Insets</p> <p>- Let the students trace the different shapes using the metal insets.</p>	<p>values of the story.</p> <p><b>Language</b></p> <p>Topic: Sand Paper Letters (Lower and Upper Case- (Vowels: Aa, Ee, Ii, Oo, Uu /Consonants: Cc, Mm, Nn, Rr, Ss, Vv, Ww, Xx, Zz)</p> <p><b>Materials:</b> Sandpaper Letters/ Teachers Mad</p> <p><b>Objective:</b></p> <p>At the end of the lesson, the students will be able to:</p> <p>a. Familiarize the Upper and Lower Case of the alphabet.</p> <p><b>Activity:</b></p> <p>Matching the upper and lowercase of each letter.</p> <p><b>Writing</b></p> <p>Topic: Metal Insets</p> <p>- Let the students trace the different shapes using the metal insets.</p>	<p>Paper dolls</p> <p>-scissors</p> <p>-glue</p> <p><b>Activity:</b></p> <p>-Print the Himatsuri boy/girl template.</p> <p>-Cut the template and wrap the paper cups with glue showing the body and head.</p> <p><b>MATHEMATICS</b></p> <p><b>Topic:</b></p> <p><b>REVIEW 1 - 30 NUMBERS</b></p> <p><b>Objective:</b> To be able read and write numbers from 1 to 30.</p> <p><b>Lesson Proper:</b> The teacher will present and discuss the lesson using the number cards.</p> <p><b>PRACTICAL LIFE</b></p> <p><b>SPOON TRANSFERRING</b></p>	<p><b>cut it in half.</b></p> <p>- Fold it in half to make a crease and fold back.</p> <p>- Fold a little to make a collar.</p> <p>- Then fold the collar side to the center line.</p> <p>- Turn it over and fold the collar side to the line that you made in the step (4), like this picture.</p> <p>- Turn it over and fold it like this. The width of the bottom is a little wider than the collar.</p> <p>- Fold to the back the other side in half.</p> <p>-Fold both side to the collar, and open it</p> <p>-glue in the picture frame.</p> <p><b>MATHEMATICS</b></p> <p><b>Topic:</b></p> <p><b>REVIEW 1 - 30 NUMBERS</b></p> <p><b>Objective:</b> To be able read and write numbers from 1 to 30.</p> <p><b>Lesson Proper:</b> The teacher will present and discuss the lesson using the number cards.</p> <p><b>SENSORIAL</b></p>	<p><b>Activity:</b></p> <p>-The teacher will show to the children the basic steps of Eisa dance.</p> <p>-After a thorough practice children will perform the dance.</p> <p style="text-align: center;"><b>SHOW AND TELL</b></p>
--	--	--	---	---



**GOLDEN MIND ACHIEVERS**  
**INTERNATIONAL SCHOOL – CHATAN/URUMA**  
**JULY SUMMER PLAN 2024**  
**LITTLE EINSTEIN CLASS**

				LONG RODS	
Week 3 CUISINE AROUND THE WORLD	<p>15 CIRCLE TIME</p> <p>SUMMER ACTIVITY: PICKLED CUCUMBER</p>  <p><b>Objective:</b> To be able to preserve cucumber.</p> <p><b>Ingredients:</b></p> <ul style="list-style-type: none"> <li>• Cucumber</li> <li>• Vinegar</li> <li>• Sugar</li> <li>• Jar</li> </ul>	<p>16 CIRCLE TIME</p> <p>SUMMER ACTIVITY: PIZZA TOAST</p>  <p><b>Objective:</b> To be able to make a toast pizza.</p> <p><b>Ingredients:</b></p> <ul style="list-style-type: none"> <li>• Slices of bread</li> <li>• 1 cup pizza sauce</li> <li>• 2 cup shredded mozzarella</li> </ul>	<p>17 CIRCLE TIME</p> <p>SUMMER ACTIVITY: APPLE DOUGHNUTS</p>  <p><b>Objective:</b> To be able to make apple doughnuts.</p> <p><b>Ingredients:</b></p> <ul style="list-style-type: none"> <li>• 150g soft cheese</li> <li>• 2 tsp honey</li> <li>• 3 apples (use a crunchy eating variety)</li> </ul>	<p>18 CIRCLE TIME</p> <p>SUMMER ACTIVITY: SPAM ONIGIRI</p>  <p><b>Objective:</b> To be able to make a spam onigiri.</p> <p><b>Ingredients:</b></p> <ul style="list-style-type: none"> <li>• 2 slices SPAM® Classic – sliced 3/8</li> <li>• 3 ounces cooked white rice, seasoned with</li> </ul>	<p>19 CIRCLE TIME</p> <p>SUMMER ACTIVITY: GRAHAM BALLS</p>  <p><b>Objective:</b> To be able to make graham balls.</p> <p><b>Ingredients:</b></p> <ul style="list-style-type: none"> <li>• 3 cups of crushed graham crackers</li> <li>• 1 cup of condensed milk</li> <li>• Medium-Size</li> </ul>



**GOLDEN MIND ACHIEVERS**  
**INTERNATIONAL SCHOOL – CHATAN/URUMA**  
**JULY SUMMER PLAN 2024**  
**LITTLE EINSTEIN CLASS**

<ul style="list-style-type: none"> <li>• Black pepper</li> <li>• Salt</li> </ul> <p><b>Reading</b></p> <p><b>Topic:</b> Sound of the Letters  (Vowels: Aa, Ee, Ii, Oo, Uu/Consonants: Cc, Mm, Nn, Rr, Ss, Vv, Ww, Xx, Zz)</p> <p><b>Objective:</b></p> <p>At the end of the lesson, the students will be able to:</p> <p>a. Sound the letters of the alphabet.</p> <p><b>Activity:</b></p> <p>- Present letter cards and let the students sound the given letters.</p> <p><b>Writing</b></p> <p><b>Topic:</b> Upper- and Lower-Case Letters (Vowels: Aa, Ee, Ii,</p>	<ul style="list-style-type: none"> <li>• 1/2 cup mini pepperonis</li> <li>• 1 tbsp. Parsley</li> </ul> <p><b>Reading</b></p> <p><b>Topic:</b> Sound of the Letters  (Ascending Letters: Bb, Dd, Ff, Hh, Kk, Ll, Tt,)</p> <p><b>Objective:</b></p> <p>At the end of the lesson, the students will be able to:</p> <p>a. Sound the letters of the alphabet.</p> <p><b>Activity:</b></p> <p>- Present letter cards and let the students sound the given letters.</p> <p><b>Writing</b></p> <p><b>Topic:</b> Upper- and Lower-Case Letters (Ascending Letters: Bb, Dd, Ff, Hh, Kk, Ll, Tt,)</p> <p>- Let the students trace the upper</p>	<ul style="list-style-type: none"> <li>• 3-4 tbsp. almond or peanut butter (optional)</li> <li>• coloured sprinkles to decorate</li> </ul> <p><b>MATHEMATICS</b></p> <p><b>Topic:</b></p> <p><b>REVIEW 1 - 40 NUMBERS</b></p> <p><b>Objective:</b> To be able read and write numbers from 1 to 40.</p> <p><b>Lesson Proper:</b> The teacher will present and discuss the lesson using the number cards.</p> <p><b>PRACTICAL LIFE</b></p> <p><b>WATER POURING</b>  (Narrow Neck Bottle)</p>	<p>furikake and toasted sesame seeds, if desired</p> <ul style="list-style-type: none"> <li>• 1 tablespoon HOUSE OF TSANG® Hibatchi Grill Sweet Ginger Sesame Sauce or HOUSE OF TSANG® General Tso Sauce</li> <li>• 1 whole sheet nori</li> </ul> <p><b>MATHEMATICS</b></p> <p><b>Topic:</b></p> <p><b>REVIEW 1 - 40 NUMBERS</b></p> <p><b>Objective:</b> To be able read and write numbers from 1 to 40.</p> <p><b>Lesson Proper:</b> The teacher will present and discuss the lesson using the number cards.</p> <p><b>SENSORIAL</b></p> <p><b>KNOBBED CYLINDER</b></p>	<p>Marshmallows</p> <ul style="list-style-type: none"> <li>• Sprinkles (optional)</li> </ul> <p><b>SHOW AND TELL</b></p>
--	---	--	---	--



**GOLDEN MIND ACHIEVERS**  
**INTERNATIONAL SCHOOL – CHATAN/URUMA**  
**JULY SUMMER PLAN 2024**  
**LITTLE EINSTEIN CLASS**

	<p>Oo, Uu/Consonants: Cc, Mm, Nn, Rr, Ss, Vv, Ww, Xx, Zz)</p> <p>- Let the students trace the upper and lower case of the alphabet.</p>	<p>and lower case of the ascending letters.</p>			
<p>Week 4</p> <p>WORLD MUSIC</p> <p>DANCE PARTY</p> <p>AROUND THE</p> <p>WORLD</p>	<p>21</p> <p>CIRCLE TIME</p> <p><b>SUMMER ACTIVITY:</b></p> <p><b>DANCE WORKSHOP</b></p> <p><b>Objective:</b></p> <p>At the end of the lesson, the students will be able to foster holistic development by self-expression, social skills, and physical coordination through movement and music.</p> <p><b>Materials:</b></p> <p>Music Player, Music</p> <p><b>READING</b></p> <p><b>Topic:</b></p> <p><b>ENDING SOUNDS</b></p> <p><b>Objectives:</b></p>	<p>22</p> <p>CIRCLE TIME</p> <p><b>SUMMER ACTIVITY:</b></p> <p><b>DANCE WORKSHOP</b></p> <p><b>Objective:</b></p> <p>At the end of the lesson, the students will be able to foster holistic development by self-expression, social skills, and physical coordination through movement and music.</p> <p><b>Materials:</b></p> <p>Music Player, Music</p> <p><b>READING</b></p> <p><b>Topic:</b></p> <p><b>ENDING SOUNDS</b></p> <p><b>Objectives:</b></p>	<p>23</p> <p>CIRCLE TIME</p> <p><b>SUMMER ACTIVITY:</b></p> <p><b>DANCE WORKSHOP</b></p> <p><b>Objective:</b></p> <p>At the end of the lesson, the students will be able to foster holistic development by self-expression, social skills, and physical coordination through movement and music.</p> <p><b>Materials:</b></p> <p>Music Player, Music</p> <p><b>MATHEMATICS</b></p> <p><b>Topic:</b></p> <p><b>COMPARING THINGS BY SIZE</b></p> <p><b>(Small and Big)</b></p>	<p>24</p> <p>CIRCLE TIME</p> <p><b>SUMMER ACTIVITY:</b></p> <p><b>DANCE WORKSHOP</b></p> <p><b>Objective:</b></p> <p>At the end of the lesson, the students will be able to foster holistic development by self-expression, social skills, and physical coordination through movement and music.</p> <p><b>Materials:</b></p> <p>Music Player, Music</p> <p><b>MATHEMATICS</b></p> <p><b>Topic:</b></p> <p><b>COMPARING THINGS BY SIZE</b></p> <p><b>(Small and Big)</b></p>	<p>25</p> <p>CIRCLE TIME</p> <p><b>SUMMER ACTIVITY:</b></p> <p><b>DANCE WORKSHOP</b></p> <p><b>Objective:</b></p> <p>At the end of the lesson, the students will be able to foster holistic development by self-expression, social skills, and physical coordination through movement and music.</p> <p><b>Materials:</b></p> <p>Music Player, Music</p> <p><b>SHOW AND TELL</b></p> <p><b>Objectives:</b></p> <p>a. Allow students to talk</p>








**GOLDEN MIND ACHIEVERS**  
**INTERNATIONAL SCHOOL – CHATAN/URUMA**  
**JULY SUMMER PLAN 2024**  
**LITTLE EINSTEIN CLASS**

	<p>At the end of the lesson, the students will be able to:</p> <ol style="list-style-type: none"> <li>Recognize the ending sounds of the given objects.</li> <li>Identify the ending sounds of the given objects.</li> </ol> <p><b>Materials:</b> Flashcards, Real Objects</p>	<p>At the end of the lesson, the students will be able to:</p> <ol style="list-style-type: none"> <li>Recognize the ending sounds of the given objects.</li> <li>Identify the ending sounds of the given objects.</li> </ol> <p><b>Materials:</b> Flashcards, Real Objects</p>	<p><b>Objectives:</b> At the end of the lesson, the students will be able to:</p> <ol style="list-style-type: none"> <li>Identify small and big</li> <li>Differentiate objects by sizes</li> </ol> <p><b>Materials:</b> Pink Tower/ Brown Stairs/ Real Objects</p>	<p><b>Objectives:</b> At the end of the lesson, the students will be able to:</p> <ol style="list-style-type: none"> <li>Identify small and big</li> <li>Differentiate objects by sizes</li> </ol> <p><b>Materials:</b> Pink Tower/ Brown Stairs/ Real Objects</p>	<p>with their friends about the object/s that interest them or share the things they bring that are connected to the weekly theme.</p> <ol style="list-style-type: none"> <li>Build confidence and help students develop effective communication skills.</li> <li>Discover new things.</li> </ol>
--	--	--	--	--	---





**GOLDEN MIND ACHIEVERS**  
**INTERNATIONAL SCHOOL – CHATAN/URUMA**  
**JULY SUMMER PLAN 2024**  
**LITTLE EINSTEIN CLASS**

<p>Week 5</p> <p><b>ARTS AND CRAFTS</b></p> <p><b>AROUND THE WORLD</b></p>	<p>29</p> <p><b>CIRCLE TIME</b></p> <p><b>SUMMER ACTIVITY:</b>  <b>KOREAN PAPER PLATE DRUM</b></p>  <p><small>Photo credit: ChalkAcademy.com</small></p> <p><b>Objective:</b>  At the end of the lesson, the students will be able to improve hand coordination.</p> <p><b>Materials:</b>  Paper Plate  Pencil  Paint  Paint Brush  String  Scissors  Glue  Chopsticks  Beads</p>	<p>30</p> <p><b>CIRCLE TIME</b></p> <p><b>SUMMER ACTIVITY:</b>  <b>HAWAIIAN PAPER LEI CRAFT</b></p>  <p><b>Objective:</b>  At the end of the lesson, the students will be able to improve fine motor skills and hand-eye coordination skills.</p> <p><b>Materials:</b>  Construction Paper  Drinking Straws  Yarn  Scissors  Toothpick  Sticky Tape</p> <p><b>READING</b>  <b>Topic:</b></p>	<p>31</p> <p><b>CIRCLE TIME</b></p> <p><b>SUMMER ACTIVITY:</b>  <b>CARRIBEAN MARACAS</b></p>  <p><b>Objective:</b>  At the end of the lesson, the students will be able to improve fine motor skills and hand-eye coordination skills.</p> <p><b>Materials:</b>  Plastic Eggs  Beans  Rice  Tape  Plastic Spoons</p> <p><b>MATHEMATICS</b></p>	<p>1</p> <p><b>CIRCLE TIME</b></p> <p><b>SUMMER ACTIVITY</b>  <b>CHINISE DRAGON CRAFT</b></p>  <p><b>Objectives:</b>Introducing children to the symbolism and beauty of Chinese dragons can be an enriching experience, fostering appreciation for diverse cultures and traditions.</p> <p><b>Materials needed:</b></p> <ul style="list-style-type: none"> <li>• free printable,</li> <li>• construction paper</li> <li>• tape</li> <li>• wooden dowel or popsicle stick</li> <li>• glue</li> </ul>	<p>2</p> <p><b>CIRCLE TIME</b></p> <p><b>SUMMER ACTIVITY</b>  <b>PAPER PLATE HAT</b></p>  <p><b>Objectives:</b> is fun way for kids to create their own patriotic crown .</p> <p><b>Materials needed:</b></p> <ul style="list-style-type: none"> <li>• Colored paper,</li> <li>• paper plate</li> <li>• string</li> </ul> <p><b>SHOW AND TELL</b>  <b>Objectives:</b></p> <ol style="list-style-type: none"> <li>Allow students to talk with their friends about the object/s that interest them or share the things they bring that are</li> </ol>
--	--	---	---	--	--





**GOLDEN MIND ACHIEVERS**  
**INTERNATIONAL SCHOOL – CHATAN/URUMA**  
**JULY SUMMER PLAN 2024**  
**LITTLE EINSTEIN CLASS**

**READING**

**Topic:**

**ENDING SOUNDS**

**Objectives:**

At the end of the lesson, the students will be able to:

- Recognize the ending sounds of the given objects.
- Identify the ending sounds of the given objects.

**Materials:**

Flashcards, Real Objects

**Activity:**

Ask the students to identify the ending sounds of the given objects.

**ENDING SOUNDS**

**Objectives:**

At the end of the lesson, the students will be able to:

- Recognize the ending sounds of the given objects.
- Identify the ending sounds of the given objects.

**Materials:**

Flashcards, Real Objects

**Activity:**

Ask the students to identify the ending sounds of the given objects.

**Topic:**

**COMPARING THINGS BY SIZE**

**(Tall and Short)**

**Objectives:**

At the end of the lesson, the students will be able to:

- Identify tall and short
- Differentiate objects by sizes

**Materials:**

Pink Tower/ Brown Stairs/ Real Objects

**Activity:**

Let the students differentiate sizes using real objects.

**MATHEMATICS**

**Topic:**

**COMPARING THINGS BY SIZE**

**(Tall and Short)**

**Objectives:**

At the end of the lesson, the students will be able to:

- Identify tall and short
- Differentiate objects by sizes

**Materials:**

Pink Tower/ Brown Stairs/ Real Objects

**Activity:**

Let the students differentiate sizes using real objects.

connected to the weekly theme.

- Build confidence and help students develop effective communication skills.
- Discover new things.