





**GOLDEN MIND ACHIEVERS INTERNATIONAL SCHOOL  
DARWIN NOVEMBER 2024 MONTHLY CALENDAR**

THEME	GRACE and COURTESY/PRACTICAL LIFE	GRACE and COURTESY/SENSORIAL	GRACE and COURTESY/LANGUAGE AND ARTS	GRACE and COURTESY/MATHEMATICS	GRACE and COURTESY/PRACTICAL LIFE/SHOW AND TELL and CRAFTS
	MONDAY	TUESDAY	WEDNESDAY	THURSDAY	FRIDAY
					<p><b>1</b> <b>Circle Time</b></p> <p><b>Practical Life</b> Circle Time <b>Practical</b> Topic: Pumpkin Scrubbing</p> <p>Objective: at the end of the lesson the child will be able.</p> <ul style="list-style-type: none"> <li>To be able to scrub the pumpkin</li> </ul> <p>Activity; Individual/scrubbing a pumpkin.</p> 

<p><b>1<sup>ST</sup> WEEK</b> <b>FARM</b></p>	<p>4 <b>Circle Time</b></p> <p><b>Practical Life</b> Topic: transferring water using eye dropper</p> <p><b>Objective:</b> at the end of the lesson the students will be able to:</p> <ul style="list-style-type: none"> <li>Develop eye coordination and concentration.</li> <li>Develop their pincer grasp.</li> </ul> <p><b>Activity:</b> Individual Presentation</p> <p><b>Materials:</b> Cup, Eye dropper</p>	<p>5 <b>Circle Time</b></p> <p><b>Sensorial</b> <b>Topic:</b> Color box 1</p> <p><b>Objective:</b> At the end of the Lesson the students will be able to:</p> <ul style="list-style-type: none"> <li>Match the three primary colors (red, blue, yellow).</li> </ul> <p><b>Activity:</b> Matching colors.</p> <p><b>Materials:</b> Color box 1</p>	<p>6 <b>Circle Time</b></p> <p><b>Language</b> <b>Topic:</b> Identification of beginning sound in a sound letters ( f ) using objects and pictures with name.</p> <p><b>Objective:</b> At the end of the lesson the students will be able to say the beginning the sound in a letter (f)</p> <p><b>Activity:</b> Individual Presentation</p> <p><b>Materials:</b> Real Objects, Sandpaper lowercase letter (f), flashcards</p>	<p>7 <b>Circle Time</b></p> <p><b>MATH</b> <b>Topic:</b> Identifying Primary colors</p> <p><b>Objective:</b> The child will be able to identify and name the primary colors (red, blue, and yellow) by associating them with farm animals or related objects (e.g., red barn, yellow hay, blue sky).</p> <p><b>Activity: Sorting Colors</b></p> <p><b>Materials:</b> Farm Animals toys/flashcard, basket for sorting</p>	<p>8 <b>Practical Life</b> Topic: transferring water using eye dropper</p> <p><b>Objective:</b> at the end of the lesson the students will be able to:</p> <ol style="list-style-type: none"> <li>Develop eye coordination and concentration.</li> <li>Develop self-esteem and confidence</li> <li>Develop eye-hand coordination</li> <li>Develop their pincer grasp.</li> </ol> <p><b>Activity:</b> Individual Presentation</p> <p><b>Arts and Craft activity</b></p> 
<p><b>2<sup>ND</sup> WEEK</b> <b>VETERANS</b></p>	<p>11</p> <p><b>VETERANS DAY (No Classes)</b></p>	<p>12 <b>Circle Time</b></p> <p><b>Sensorial</b> <b>Topic:</b> Review of color box 1</p> <p><b>Objective:</b> At the end of the lesson the students will be able to:</p> <ul style="list-style-type: none"> <li>Distinguish the three primary colors (red, blue, yellow).</li> <li>Develop their fine motor skills.</li> </ul> <p><b>Activity:</b> Individual Presentation</p> <p><b>Materials:</b> Color box 1 and object box.</p>	<p>13 <b>Circle Time</b></p> <p><b>Language</b> <b>Topic:</b> Beginning Sounds Letter (v)</p> <p><b>Objective:</b> At the end of the lesson the pupils will be able to recite the sounds of letter (v).</p> <p><b>Activity:</b> The teacher will present the sandpaper letter then introduce the sound of letter (v) then, she will present objects with begin with letter (v).</p> <p><b>Materials:</b> objects, sandpaper lowercase letter (v)</p>	<p>14 <b>Circle time</b></p> <p><b>Mathematics</b> <b>Topic:</b> Identifying Secondary Colors</p> <p><b>Objective:</b> The child will be able to identify and name the primary colors (green, orange, purple) by associating them with symbols or items related to Veterans Day (e.g., green uniforms, purple heart, orange autumn leaves).</p> <p><b>Activity: Coloring Veterans Day symbol</b></p> <p><b>Materials:</b> Flashcards or toys in secondary colors (green, orange,</p>	<p>15 <b>Circle Time</b></p> <p><b>(Parent-Teacher Conference)</b></p> <p><b>SHOW AND TELL</b></p> <p><b>Arts and Craft activity</b></p> 

				purple) related to Veterans Day (e.g., green army hats, orange leaves, purple heart medal).	
<b>3<sup>rd</sup> WEEK</b>  <b>NATIVE AMERICAN</b>	<p>18 <b>Circle Time</b></p> <p><b>Practical Life</b> <b>Topic:</b> Opening of lunch box</p> <p><b>Objective:</b> At the end of the lesson the students will be able to:</p> <ul style="list-style-type: none"> <li>• Develop self-esteem and confidence</li> <li>• Develop their pincer grasp.</li> </ul> <p><b>Activity:</b> Individual Presentation.</p> <p><b>Materials:</b> Lunch box</p>	<p>19 <b>Circle Time</b></p> <p><b>Sensorial</b></p> <p><b>Topic:</b> Color box 2</p> <p><b>Objective:</b> At the end of the lesson the students will be able to:</p> <ol style="list-style-type: none"> <li>a. Learn and match the three secondary colors (orange, green, and purple).</li> </ol> <p><b>Activity:</b> Matching colors.</p> <p><b>Materials:</b> Color box 2</p>	<p>20</p> <p><b>Circle Time</b></p> <p><b>Language</b> <b>Topic:</b> Beginning Sounds Letter (n)</p> <p><b>Objective:</b> At the end of the Lesson the pupils will be able to recite the sounds of letter (n).</p> <p><b>Activity:</b> The teacher will present the sandpaper letter then introduce the sound of letter (n) then, she will present objects with begin with letter (n).</p> <p><b>Materials:</b> objects, sandpaper lowercase letter (n)</p>	<p>21 <b>Circle time</b></p> <p><b>Mathematics</b> <b>Topic: Color Exploration for primary and secondary colors</b></p> <p><b>Objective:</b> The child will explore various colors, recognize, name, and differentiate between primary colors and secondary colors. To encourage their sensory development and creativity through hands-on color exploration activities.</p> <p><b>Activity: Color Matching Game</b> <b>Materials:</b> Colorful objects</p>	<p>22 <b>Circle Time</b></p> <p><b>Practical Life</b> <b>Topic:</b> Opening of lunch box</p> <p><b>Objective:</b> At the end of the lesson the students will be able to:</p> <ol style="list-style-type: none"> <li>a) Develop eye coordination and concentration.</li> <li>b) Develop self-esteem and confidence</li> <li>c) Develop eye-hand coordination</li> <li>d) Develop their pincer grasp.</li> </ol> <p><b>Activity:</b> Individual Presentation.</p> <p><b>Materials:</b> Lunch box</p> <p><b>SHOW AND TELL</b></p> <p><b>Arts and Craft activity</b></p>

					
<p><b>4<sup>th</sup> WEEK</b> <b>Fruits and Vegetables</b></p>	<p>25 <b>Circle time</b></p> <p><b>Practical Life</b></p> <p><b>Topic:</b> Opening of Containers</p> <p><b>Objective:</b> at the end of the lesson the students will be able to:</p> <ul style="list-style-type: none"> <li>• Develop eye coordination and concentration.</li> <li>• Develop self-esteem and confidence</li> <li>• Develop eye-hand coordination</li> <li>• Develop their pincer grasp.</li> </ul> <p><b>Activity:</b> Individual Presentation.</p> <p><b>Materials:</b> Opening a Container</p>	<p>26 <b>Circle Time</b></p> <p><b>Sensorial</b> <b>Topic:</b> Color box 2</p> <p><b>Objective:</b> At the end of the lesson the students will be able to:</p> <ul style="list-style-type: none"> <li>• Distinguish the three secondary colors (orange, green, and purple).</li> <li>• Develop their fine motor skills.</li> </ul> <p><b>Activity:</b> Individual Presentation</p> <p><b>Materials:</b> Color box 2 and object box.</p>	<p>27 <b>Circle Time</b></p> <p><b>THANKSGIVING POTLUCK</b></p>	<p>28</p> <p><b>THANKSGIVING HOLIDAY (No Classes)</b></p>	<p>29</p> <p><b>THANKSGIVING HOLIDAY (No Classes)</b></p>