





**GOLDEN MIND ACHIEVERS INTERNATIONAL SCHOOL**  
**DARWIN JANUARY 2026 MONTHLY CALENDAR**

THEME	GRACE and COURTESY/PRACTICAL LIFE/ SENSORIAL	GRACE and COURTESY/LANGUAGE AND ARTS/MATHEMATICS	GRACE and COURTESY/LANGUAGE AND ARTS/ MATHEMATICS/JAPANESE LESSONS	GRACE and COURTESY/SCIENCE CULTURE AND GEOGRAPHY	GRACE and COURTESY/PRACTICAL LIFE/SHOW AND TELL and CRAFTS
	MONDAY	TUESDAY	WEDNESDAY	THURSDAY	FRIDAY
<b>1<sup>st</sup> WEEK</b>  <b>New Year</b>	<p>5 Circle Time</p> <p><b>Practical</b> Topic: Washing small objects</p> <p>Objective: At the end of the lessons the student will be able to:</p> <ul style="list-style-type: none"> <li>Develop their hand grip coordination.</li> <li>Develop concentration and coordination.</li> </ul> <p>Activity:Washing</p>	<p>6 Circle Time</p> <p><b>Sensorial</b> Topic: Smooth and rough</p> <p>Objective: At the end of the lesson the students will be able to</p> <ul style="list-style-type: none"> <li>develop their tactile discrimination through smooth and rough surface</li> </ul> <p>Activity: Individual Evaluation</p>	<p>7 Circle Time</p> <p><b>Language</b> Language Topic: Matching Picture to Picture (Letter Nn)</p> <p>Obj: At the end of the lesson the students will be able to:</p> <ol style="list-style-type: none"> <li>Match picture to picture</li> <li>Identify letter Nn</li> <li>Say the /N/ sound</li> </ol> <p>Activity: Discussion/Individual Presentation</p>	<p>8 Circle Time <b>Math</b> Topic: Recognition of number 6-10 Objectives: At the end of the lesson students will be able to:</p> <ol style="list-style-type: none"> <li>Visual recognition-can identify numbers 6-10 shown by flashcards</li> <li>Verbal recognition-can name numbers 6-10</li> </ol> <p><b>Activity:</b> Counting objects</p>	<p>9 Circle Time <b>Arts and Craft</b> Topic: New Year Hat</p> <p>Objective: At the end of the lessons the student will be able to:</p> <ol style="list-style-type: none"> <li>Develop Fine Motor</li> <li>Sensory Exploration</li> </ol> <p>Art Activity:</p>  <p><b>Materials</b> Printable Hat 2026 Crayons</p> <p><b>SHOW AND TELL</b> Objectives: to be able to deepen students' sense of loving their toy/book.</p>
<b>2nd WEEK</b>  <b>Winter</b>	<p>12 Circle Time</p> <p><b>Practical</b> Topic: Hand washing</p> <p>Objective: At the end of the lessons the student will be able to:</p> <ul style="list-style-type: none"> <li>Develop the awareness of proper hygiene through proper</li> </ul>	<p>13 Circle Time</p> <p><b>Sensorial</b> Topic: Cold, lukewarm and hot</p> <p>Objective: At the end of the lesson the students will be able to</p> <ul style="list-style-type: none"> <li>develop their tactile discrimination through smooth and rough surface</li> </ul>	<p>14 Circle Time</p> <p><b>Language</b> Topic: Matching Picture to Picture (Letter Ww)</p> <p>Obj: At the end of the lesson the students will be able to:</p> <ol style="list-style-type: none"> <li>Match picture to picture</li> <li>Identify letter Nn</li> </ol>	<p>15 Circle Time</p> <p><b>Math</b> Topic: Counting practice (number songs and rhymes) Objectives: At the end of the lesson the students will be able to develop the ability to count numbers 6-10 through interactive songs and rhymes.</p> <p><b>Activity:</b> Counting with</p>	<p>16 Circle Time</p> <p><b>Arts and Craft</b> Topic: Snowy Hand Tree</p> <p>Objective: At the end of the lesson the pupils will develop their fine motor and exploring their sensory</p>

	<p>washing hands.</p> <p>Activity:Washing hands.</p>	<p>Activity: Individual Evaluation</p>	<p>c. Say the /w/ sound</p> <p>Activity: Discussion/Individual Presentation</p>	<p>Movement (sing or play a number song)</p>	<p><b>Art Activity:</b></p>  <p><b>Materials</b> Handpaint painting ( white/ brown) Coupon Bond</p> <p><b>SHOW AND TELL</b> Objectives: to be able to deepen students' sense of loving their toy/book</p>
<p><b>3<sup>TH</sup> WEEK</b></p> <p><b>Martin Luther King</b></p>	<p>19 Circle Time</p> <p><b>No School</b></p>	<p>20 Circle Time</p> <p><b>Sensorial:</b> Topic: Matching materials with the same texture .</p> <p>Objectives: At the end of the lesson the students will be able to</p> <ul style="list-style-type: none"> <li>Refine their sense of touch and create an awareness of the texture of the surface.</li> </ul> <p>Activity: Discussions</p>	<p>21 Circle Time</p> <p><b>Language</b> Topic: Letter Mm</p> <p>Objective: At the end of the lessons the students will be able to collect the objects according to the sounds spoken.</p> <p>Activity:Discussion/Individual Presentatation</p>	<p>22 Circle Time</p> <p><b>Math</b> <b>Topic:</b> Number tracing 6-10 <b>Objectives:</b> At the end of the lesson the students will be able to enhance hand-eye coordination and fine motor skills through tracing numbers 6-10</p> <p><b>Activity:</b> Tracing each number 6-10 using sandpaper numbers.</p>	<p>23 Circle Time</p> <p><b>Arts and Craft</b></p> <p><b>Topic:</b> Helping Hands Heart</p> <p><b>Objective:</b> At the end of the lesson the pupils will develop their fine motor and exploring their sensory</p> <p><b>Arts Activity:</b></p> 

					<b>Materials:</b> Printable Hands Big Heart  <b>SHOW AND TELL</b> Objectives: to be able to deepen students' sense of loving their toy/book
<b>4<sup>th</sup> WEEK</b>  <b>Penguins</b>	26 Circle Time  <b>Practical Life</b> Topic: Chair washing  Objectives: At the end of the lessons the student will be able to: <ul style="list-style-type: none"> <li>Develop control their muscular action.</li> <li>Develop order and sequence of actions.</li> </ul> Activity: Washing chairs	27 Circle Time <b>Sensorial</b> Topic: Matching material with the same texture  Objective: At the end of the lesson the students will be able to <ul style="list-style-type: none"> <li>Inhance concentration</li> <li>Explore different texture.</li> </ul> Activity: Individual Presentation	28 Circle Time  Topic: Patterning pictures with penguins(big, medium, small)  Obj: At the end of the lesson the students will be able to create their own pattern.  Activity: individual evaluation	29 Circle Time <b>Math</b> <b>Topic:</b> Matching activities from 6-10 (number games) <b>Objectives:</b> At the end of the lesson the students will be able: <ol style="list-style-type: none"> <li>Identify and match numbers 6-10 with corresponding objects.</li> <li>Improve fine motor skills by handling and placing objects during matching games.</li> </ol> <b>Activity:</b> Number and Object matching	30 Circle Time  <b>Arts and Craft</b> <b>Topic:</b> Paper plate Penguins  <b>Objective:</b> At the end of the lesson the pupils will develop their fine motor and exploring their sensory  <b>Materials</b> Paper plate Colred paper  <b>SHOW AND TELL</b> Objectives: to be able to deepen students' sense of loving their toy/book.