





**GOLDEN MIND ACHIEVERS INTERNATIONAL SCHOOL**  
**DARWIN FEBRUARY 2025 MONTHLY CALENDAR**

THEME	GRACE and COURTESY/PRACTICAL LIFE	GRACE and COURTESY/SENSORIAL	GRACE and COURTESY/LANGUAGE AND ARTS	GRACE and COURTESY/MATHEMATICS	GRACE and COURTESY/PRACTICAL LIFE/SHOW AND TELL and CRAFTS
	MONDAY	TUESDAY	WEDNESDAY	THURSDAY	FRIDAY
<b>1<sup>ST</sup> WEEK</b>  <b>GROUND HOG</b>	<b>3</b>  <b>Circle Time</b>  <b>Practical Life</b> <b>Topic:</b> Use of hole Puncher  <b>Objective:</b> at the end of the lesson the students will be able to <ul style="list-style-type: none"> <li>• Develop eye and hand coordination using a hole puncher.</li> </ul> <b>Activity:</b> Paper Punching	<b>4</b>  <b>Circle Time</b>  <b>Sensorial</b> <b>Topic:</b> Tasting bottle  <b>Objective:</b> At the End of the lesson the students will be able to develop their sense of taste by recognizing and matching solutions with different flavours. (sweet,salty,sour,and bitter)  <b>Activity :</b> Discussion of tasting bottle  <b>Materials:</b> containers/ bottles with different liquid solutions (sugar, salt, lemon, and coffee solution)	<b>5</b>  <b>Circle Time</b> <b>Language</b>  <b>Topic:</b> Letter Gg  <b>Objectives:</b> At the end of the lesson the students will be able to identify pictures that begin with letter Gg.  <b>Activity:</b> Discussion  <b>Materials:</b> pictures	<b>6</b>  <b>Circle Time</b> <b>Mathematics</b> <b>Topic:</b> Memory and Recall 1-10 <b>Objectives:</b> At the end of the lesson students will be able to: <ol style="list-style-type: none"> <li>a. Visual recognition- can identify numbers 1-10 shown by flashcards</li> <li>b. Verbal recognition- can name numbers 1-10</li> </ol> <b>Activity:</b> Counting objects with ground hog	<b>7</b>  <b>Circle Time</b>  <b>Practical Life</b> <b>Topic:</b> Use of hole Puncher  <b>Objective:</b> at the end of the lesson the students will be able to develop the eye and hand coordination using hole puncher  <b>Activity:</b> Paper Punching  <b>SHOW AND TELL</b> <b>Objective:</b> to be able to deepen students' sense of loving their toy/book <b>Art Activity:</b> <b>GROUND HOG</b>  

<p><b>2<sup>ND</sup> WEEK</b> <b>VALENTINE'S DAY</b></p>	<p><b>10</b> Circle Time <b>Practical Life</b> <b>Topic:</b> Use of Ruler <b>Objectives:</b> At the end of the lesson the students will be able to:</p> <ul style="list-style-type: none"> <li>To understand the basic and proper use of a ruler.</li> <li>Develop level of concentration.</li> </ul> <p><b>Activity:</b> measuring objects using Ruler.</p>	<p><b>11</b> Circle Time <b>Sensorial</b> <b>Topic:</b> : Tasting bottle <b>Sensorial</b> <b>Topic:</b> Tasting bottle <b>Objective:</b> At the End of the lesson the students will be able to develop their sense of taste by recognizing and matching solutions with different flavours. (sweet,salty,sour,and bitter) <b>Activity :</b> Recognizing different taste using ingredients in making chocolate (Valentine's week) <b>Materials:</b> containers/ bottles with different liquid solutions (sugar, salt, vinegar, and cocoa solution)</p>	<p><b>12</b> Circle Time <b>Language</b> <b>Topic:</b> Letter /Vv/ <b>Objectives:</b> At the end of the lesson the students will be able to identify pictures that begin with letter /Vv/. <b>Activity:</b> Discussion <b>Materials:</b> pictures,</p>	<p><b>13</b> Circle Time <b>Mathematics</b> <b>Topic:</b> Recognition of number 11-15 <b>Objectives:</b> At the end of the lesson students will be able to:</p> <ol style="list-style-type: none"> <li>Visual recognition- can identify numbers 11-15 shown by flashcards</li> <li>Verbal recognition can name numbers 11-15</li> </ol> <p><b>Activity:</b> Counting objects with hearts</p>	<p><b>14</b> Circle Time <b>Practical Life</b> <b>Topic:</b> Use of Ruler <b>Objectives:</b> At the end of the lesson the student will be able to develop self-esteem and encouragement in using a ruler <b>Activity:</b> Individual Measuring with Strips and objects using ruler <b>SHOW AND TELL</b> <b>Objectives:</b> to be able to deepen students' sense of loving their toy/book. <b>Art Activity: HEART WREATH</b></p> 
--	--	--	--	--	---

<p><b>3RD WEEK</b></p> <p><b>PRESIDENT 'S DAY</b></p>	<p><b>17</b></p> <p><b>NO SCHOOL</b></p>	<p><b>18</b></p> <p><b>SENSORIAL:</b> <b>Topic:</b>Smelling Bottles</p> <p><b>Objectives:</b> At the end of the lesson the students will be able to refine their olfactory sense to be able to differentiate types of odors.</p> <p><b>Activity:</b> Discussion/individual presentation</p> <p><b>Materials:</b> containers/ bottles with different scents (perfume, powder, shampoo, ointment, chocolate, tuyo)</p>	<p><b>19</b></p> <p>Circle Time</p> <p><b>Language</b> <b>Topic:</b> Letter Pp</p> <p><b>Objectives:</b> At the end of the lessons, students will be able to:</p> <ol style="list-style-type: none"> <li>Match lower case and upper-case letter Uu</li> <li>Recite the sounds of letters Uu</li> </ol> <p><b>Activity:</b> Discussion</p>	<p><b>20</b></p> <p>Circle time <b>Mathematics</b></p> <p><b>Topic:</b> Counting practice (number songs and rhymes) <b>Objectives:</b> At the end of the lesson the students will be able to develop the ability to count numbers 11-15 through interactive songs and rhymes.</p> <p><b>Activity:</b> Counting with Movement (sing or play a number song)</p>	<p><b>21</b></p> <p>Circle time <b>Practical Life</b> Topic: Use of Paper Clip</p> <p>Objectives: At the end of the lesson the student will be able to develop self-esteem and encouragement.</p> <p><b>Activity:</b> Paper Clipping</p> <p><b>SHOW AND TELL</b> Objectives: to be able to deepen students' sense of loving their toy/book.</p> <p><b>Art Activity:</b></p> 
<p><b>4TH WEEK</b></p> <p><b>BLACK HISTORY MONTH</b></p>	<p><b>24</b></p> <p>Circle Time <b>Practical Life</b> <b>Topic:</b> sharpening pencils</p> <p><b>Objectives:</b> At the end of the lesson the students will be able to:</p>	<p><b>25</b></p> <p><b>Sensorial</b> <b>Topic:</b> Sound cylinder/Box</p> <p><b>Objectives:</b> At the end of the lesson the students will be able to appreciate the usage of sound cylinder, develop their</p>	<p><b>26</b></p> <p>Circle Time</p> <p><b>Language</b> Topic: Letter Bb</p> <p><b>Objectives:</b> At the end of the lesson the students will be able to:</p> <ol style="list-style-type: none"> <li>Identify letter Bb</li> </ol>	<p><b>27</b></p> <p>Circle time <b>Mathematics</b> <b>Topic:</b> Matching activities from 11-15 (number games) <b>Objectives:</b> At the end of the lesson the students will</p>	<p><b>28</b></p> <p>Circle time <b>Practical Life</b> Topic: Tracing</p> <p><b>Objectives:</b> At the end of the lesson the student will be able to develop the high level of</p>

	<ul style="list-style-type: none"> <li>• Experience how to sharpen a pencil.</li> <li>• Enhance hand grip and coordination</li> </ul> <p><b>Activity:</b> Individual activity: sharpening pencil using manual sharpeners.</p>	<p>auditory senses, and be able to match the sounds of the red and blue sound cylinders.</p> <p><b>Activity:</b> Discussion/hands on activity</p> <p><b>Materials:</b> Sound Cylinder</p>	<ul style="list-style-type: none"> <li>b. Recognize the letter Bb sound</li> <li>c. Say Bb sound</li> </ul> <p><b>Activity:</b> Individual Activity</p>	<p>be able:</p> <ul style="list-style-type: none"> <li>a. Identify and match numbers 11-15 with corresponding objects.</li> <li>b. Improve fine motor skills by handling and placing objects during matching games.</li> </ul> <p><b>Activity:</b> Number and Object matching</p>	<p>concentration by tracing</p> <p><b>Lesson Proper:</b> The students will do line tracing activity</p> <p><b>Activity:</b> Tracing</p> <p><b>SHOW AND TELL</b> Objectives: to be able to deepen students' sense of loving their toy/book.</p> <p><b>Art Activity: TRAFFIC LIGHT CRAFT BY GARRETT MORGAN</b></p> 
--	---	---	---	---	---