





**GOLDEN MIND ACHIEVERS INTERNATIONAL SCHOOL
DARWIN JANUARY 2025 MONTHLY CALENDAR**

THEME	GRACE and COURTESY/PRACTICAL LIFE/ SENSORIAL	GRACE and COURTESY/LANGUAGE AND ARTS/MATHEMATICS	GRACE and COURTESY/LANGUAGE AND ARTS/MATHEMATICS/JAPANESE LESSONS	GRACE and COURTESY/SCIENCE CULTURE AND GEOGRAPHY	GRACE and COURTESY/PRACTICAL LIFE/SHOW AND TELL and CRAFTS
	MONDAY	TUESDAY	WEDNESDAY	THURSDAY	FRIDAY
	<p>30</p> <p style="text-align: center;">NO SCHOOL</p>	<p>31</p> <p style="text-align: center;">NO SCHOOL</p>	<p>1</p> <p style="text-align: center;">NO SCHOOL</p>	<p>2</p> <p>Circle Time Math Topic: Memory abd Recall 0-5 Objectives: At the end of the lesson students will be able to:</p> <ul style="list-style-type: none"> a. Visual recognition-can identify numbers 0-5 shown by flashcards b. Verbal recognition-can name numbers 0-5 <p>Activity: Counting objects</p>	<p>3</p> <p>Circle Time</p> <p>Practical Life Topic: Folding of clothes</p> <p>Activity: Demonstration and Individual Presentation</p> <p>SHOW AND TELL Objectives: to be able to deepen students' sense of loving their toy/book.</p> <p>Art Activity: scrap paper fireworks</p>

<p>1st WEEK</p> <p>Winter</p>	<p>6 Circle Time</p> <p>Practical Topic: Washing small objects</p> <p>Objective: At the end of the lessons the student will be able to:</p> <ul style="list-style-type: none"> • Develop their hand grip coordination. • Develop concentration and coordination. <p>Activity:Washing</p>	<p>7 Circle Time</p> <p>Sensorial Topic: Smooth and rough</p> <p>Objective: At the end of the lesson the students will be able to</p> <ul style="list-style-type: none"> • develop their tactile discrimination through smooth and rough surface <p>Activity: Individual Evaluation</p>	<p>8 Circle Time</p> <p>Language Language Topic: Matching Picture to Picture (Letter Ww)</p> <p>Obj: At the end of the lesson the students will be able to:</p> <ol style="list-style-type: none"> Match picture to picture Identify letter Nn Say the /w/ sound <p>Activity: Discussion/Individual Presentation</p>	<p>9 Circle Time Circle Time</p> <p>Math Topic: Recognition of number 6-10</p> <p>Objectives: At the end of the lesson students will be able to:</p> <ol style="list-style-type: none"> Visual recognition-can identify numbers 6-10 shown by flashcards Verbal recognition-can name numbers 6-10 <p>Activity: Counting objects</p>	<p>10 Circle Time</p> <p>Practical Topic: Hand washing</p> <p>Objective: At the end of the lessons the student will be able to:</p> <ol style="list-style-type: none"> To Develop control their muscular action. Develop their hand grip coordination. Develop order and sequence of actions. Develop concentration and coordination. Develop their self-esteem and confidence. <p>Activity: Group Activity</p> <p>SHOW AND TELL Objectives: to be able to deepen students' sense of loving their toy/book.</p> <p>Art Activity:</p> 
--	---	---	--	---	--

<p>2nd WEEK</p> <p>Penguins</p>	<p>13 Circle Time</p> <p>Practical Topic: Hand washing</p> <p>Objective: At the end of the lessons the student will be able to:</p> <ul style="list-style-type: none"> Develop the awareness of proper hygiene through proper washing hands. <p>Activity:Washing hands.</p>	<p>14 Circle Time</p> <p>Sensorial Topic: Cold, lukewarm and hot</p> <p>Objective: At the end of the lesson the students will be able to</p> <ul style="list-style-type: none"> develop their tactile discrimination through smooth and rough surface <p>Activity: Individual Evaluation</p>	<p>15 Circle Time</p> <p>Language</p> <p>Topic: Matching Picture to Picture (Letter PP)</p> <p>Obj: At the end of the lesson the students will be able to:</p> <ol style="list-style-type: none"> Match picture to picture Identify letter Nn Say the /P/ sound <p>Activity: Discussion/Individual Presentation</p>	<p>16 Circle Time</p> <p>Math Topic: Counting practice (number songs and rhymes) Objectives: At the end of the lesson the students will be able to develop the ability to count numbers 6-10 through interactive songs and rhymes.</p> <p>Activity: Counting with Movement (sing or play a number song)</p>	<p>17 Circle Time</p> <p>Practical Life Topic: Table washing</p> <p>Objective: To be able to appreciate the proper way of cleaning through washing a table.</p> <p>Activity: Group Activity</p> <p>SHOW AND TELL Objectives: to be able to deepen students' sense of loving their toy/book.</p> <p>Art Activity:</p> 
<p>3TH WEEK</p> <p>Martin Luther King</p>	<p>20 Circle Time</p> <p>No School</p>	<p>21 Circle Time</p> <p>Sensorial: Topic: Matching materials with the same texture .</p> <p>Objectives: At the end of the lesson the students will be able to</p> <ul style="list-style-type: none"> Refine their sense of touch and create an awareness of the texture of the surface. <p>Activity: Discussions</p>	<p>22 Circle Time</p> <p>Language Topic: Letter Mm</p> <p>Objective: At the end of the lessons the students will be able to collect the objects according to the sounds spoken.</p> <p>Activity:Discussion/Individual Presentation</p>	<p>23 Circle Time</p> <p>Math Topic: Number tracing 6-10 Objectives: At the end of the lesson the students will be able to enhance hand-eye coordination and fine motor skills through tracing numbers 6-10</p> <p>Activity: Tracing each number 6-10 using sandpaper numbers.</p>	<p>24 Circle Time</p> <p>Practical life:</p> <p>SHOW AND TELL Objectives: to be able to deepen students' sense of loving their toy/book.</p> <p>Arts and crafts:</p> 

<p>4th WEEK</p> <p>Chinese New Year</p>	<p>27 Circle Time</p> <p>Practical Life Topic: Chair washing</p> <p>Objectives: At the end of the lessons the student will be able to:</p> <ul style="list-style-type: none"> • Develop control their muscular action. • Develop order and sequence of actions. <p>Activity: Washing chairs</p>	<p>28 Circle Time</p> <p>Sensorial Topic: Matching material with the same texture</p> <p>Objective: At the end of the lesson the students will be able to</p> <ul style="list-style-type: none"> • Inhance concentration • Explore diffirent texture. <p>Activity: Individual Presentation</p>	<p>29 Circle Time</p> <p>Topic: Patterning pictures with wood snake(big, medium, small)</p> <p>Obj: At the end of the lesson the students will be able to create their own pattern.</p> <p>Activity: individual evaluation</p>	<p>30 Circle Time</p> <p>Math</p> <p>Topic: Matching activities from 6-10 (number games)</p> <p>Objectives: At the end of the lesson the students will be able:</p> <ol style="list-style-type: none"> Identify and match numbers 6-10 with corresponding objects. Improve fine motor skills by handling and placing objects during matching games. <p>Activity: Number and Object matching</p>	<p>31 Circle Time</p> <p>SHOW AND TELL</p> <p>Objectives: to be able to deepen students' sense of loving their toy/book.</p> <p>Arts and crafts:</p> 
--	--	---	--	---	---