




GOLDEN MIND ACHIEVERS INTERNATIONAL SCHOOL
DARWIN FEBRUARY 2026 MONTHLY CALENDAR

THEME	GRACE and COURTESY/PRACTI CAL LIFE	GRACE and COURTESY/SENSORIAL	GRACE and COURTESY/LANGUAGE AND ARTS	GRACE and COURTESY/MATHEMATI CS	GRACE and COURTESY/PRACTICAL LIFE/SHOW AND TELL and CRAFTS
	MONDAY	TUESDAY	WEDNESDAY	THURSDAY	FRIDAY
1ST WEEK GROUND HOG	2 Circle Time Practical Life Topic: Use of hole Puncher Objective: at the end of the lesson the students will be able to <ul style="list-style-type: none"> Develop eye and hand coordination using a hole puncher. Activity: Paper Punching	3 Circle Time Sensorial Topic: Tasting bottle Objective: At the End of the lesson the students will be able to develop their sense of taste by recognizing and matching solutions with different flavors. (sweet,salty,sour,and bitter) Activity : Discussion of tasting bottle Materials: containers/ bottles with different liquid solutions (sugar, salt, lemon, and coffee solution)	4 Circle Time Language Topic: Letter Gg Objectives: At the end of the lesson the students will be able to identify pictures that begin with letter Gg. Activity: Discussion Materials: pictures	5 Circle Time Mathematics Topic: Memory and Recall 1-10 Objectives: At the end of the lesson students will be able to: <ul style="list-style-type: none"> a. Visual recognition- can identify numbers 1- 10 shown by flashcards b. Verbal recognition- can name numbers 1- 10 Activity: Counting objects with ground hog	6 Circle Time Practical Life Topic: Use of hole Puncher Objective: at the end of the lesson the students will be able to develop the eye and hand coordination using hole puncher Activity: Paper Punching SHOW AND TELL Objective: to be able to deepen students' sense of loving their toy/book. Art Activity: GROUND HOG 

<p>2ND WEEK</p> <p>VALENTINE'S DAY</p>	<p>9</p> <p>Circle Time</p> <p>Practical Life Topic: Use of Ruler</p> <p>Objectives: At the end of the lesson the students will be able to:</p> <ul style="list-style-type: none"> • To understand the basic and proper use of a ruler. • Develop level of concentration. <p>Activity: measuring objects using Ruler.</p>	<p>10</p> <p>Circle Time</p> <p>Sensorial Topic: : Tasting bottle</p> <p>Sensorial Topic: Tasting bottle</p> <p>Objective: At the End of the lesson the students will be able to develop their sense of taste by recognizing and matching solutions with different flavors. (sweet,salty,sour,and bitter)</p> <p>Activity : Recognizing different taste using ingredients in making chocolate (Valentine's week)</p> <p>Materials: containers/ bottles with different liquid solutions (sugar, salt, vinegar, and cocoa solution)</p>	<p>11</p> <p>Circle Time</p> <p>Language Topic: Letter /Vv/</p> <p>Objectives: At the end of the lesson the students will be able to identify pictures that begin with letter /Vv/.</p> <p>Activity: Discussion</p> <p>Materials: pictures,</p>	<p>12</p> <p>Circle Time</p> <p>Mathematics Topic: Recognition of number 11-15</p> <p>Objectives: At the end of the lesson students will be able to:</p> <ol style="list-style-type: none"> a. Visual recognition- can identify numbers 11-15 shown by flashcards b. Verbal recognition can name numbers 11-15 <p>Activity: Counting objects with hearts</p>	<p>13</p> <p>Circle Time</p> <p>Practical Life Topic: Use of Ruler</p> <p>Objectives: At the end of the lesson the student will be able to develop self-esteem and encouragement in using a ruler</p> <p>Activity: Individual Measuring with Strips and objects using ruler</p> <p>SHOW AND TELL Objectives: to be able to deepen students' sense of loving their toy/book.</p> <p>Art Activity: VALENTINE'S CARD</p>
---	--	---	---	---	--

<p>3RD WEEK</p> <p>PRESIDENT'S DAY</p>	<p>16</p> <p>NO SCHOOL</p>	<p>17</p> <p>SENSORIAL: Topic: Smelling Bottles</p> <p>Objectives: At the end of the lesson the students will be able to refine their olfactory sense to be able to differentiate types of odors.</p> <p>Activity: Discussion/individual presentation</p> <p>Materials: containers/ bottles with different scents (perfume, powder, shampoo, ointment, chocolate, tuyo)</p>	<p>18</p> <p>Circle Time</p> <p>Language Topic: Letter Uu</p> <p>Objectives: At the end of the lessons, students will be able to:</p> <ol style="list-style-type: none"> Match lower case and upper-case letter Uu Recite the sounds of letters Uu <p>Activity: Discussion</p>	<p>19</p> <p>Circle time</p> <p>Mathematics</p> <p>Topic: Counting practice And Tracing Numbers (number songs and rhymes)</p> <p>Objectives: At the end of the lesson the students will be able to develop the ability to count numbers 11-15 and trace through interactive songs and rhymes.</p> <p>Activity: Counting and Tracing worksheet</p>	<p>20</p> <p>Circle time</p> <p>Practical Life Topic: Use of Paper Clip</p> <p>Objectives: At the end of the lesson the student will be able to develop self-esteem and encouragement.</p> <p>Activity: Paper Clipping</p> <p>SHOW AND TELL Objectives: to be able to deepen students' sense of loving their toy/book.</p> <p>Art Activity:</p> 
<p>4TH WEEK</p> <p>HEART</p>	<p>23</p> <p>Circle Time</p> <p>Practical Life Topic: sharpening pencils</p> <p>Objectives: At the end of the lesson the students will be able to:</p> <ul style="list-style-type: none"> Experience how to 	<p>24</p> <p>Sensorial Topic: Sound cylinder/Box</p> <p>Objectives: At the end of the lesson the students will be able to appreciate the usage of sound cylinder, develop their auditory senses, and be able to match the sounds</p>	<p>25</p> <p>Circle Time</p> <p>Language Topic: Letter Hh</p> <p>Objectives: At the end of the lesson the students will be able to:</p> <ol style="list-style-type: none"> Identify letter Hh Recognize the letter Hh sound 	<p>26</p> <p>Circle time</p> <p>Mathematics Topic: Matching activities from 11-15 (number games)</p> <p>Objectives: At the end of the lesson the students will be able:</p>	<p>27</p> <p>Circle time</p> <p>Practical Life Topic: Tracing</p> <p>Objectives: At the end of the lesson the student will be able to develop the high level of concentration by tracing</p>

	<p>sharpen a pencil.</p> <ul style="list-style-type: none">Enhance hand grip and coordination <p>Activity: Individual activity: sharpening pencil using manual sharpeners.</p>	<p>of the red and blue sound cylinders.</p> <p>Activity: Discussion/hands on activity</p> <p>Materials: Sound Cylinder</p>	<p>c. Say Hh sound</p> <p>Activity: Individual Activity</p>	<p>a. Identify and match numbers 11-15 with corresponding objects.</p> <p>b. Improve fine motor skills by handling and placing objects during matching games.</p> <p>Activity: Number and Object matching</p>	<p>Lesson Proper: The students will do line tracing activity</p> <p>Activity: Tracing</p> <p>SHOW AND TELL Objectives: to be able to deepen students' sense of loving their toy/book.</p> <p>Art Activity: HEART WREATH</p> 
--	---	--	--	--	--