



**GOLDEN MIND ACHIEVERS INTERNATIONAL SCHOOL – CHATAN/URUMA**  
**LITTLE SHAKESPEARE DECEMBER 2025**  
**MONTHLY CALENDAR**

THEME	MONDAY Language/Mathematics/ Sensorial	TUESDAY Language/ Math/ Geography/ Japanese	WEDNESDAY Language Mathematics/Science/Sensorial	THURSDAY Science and Geography/Practical Life	FRIDAY Practical Life/ Arts and Crafts / Show and Tell
WEEK 1  HANNUKAH	<p>1 CIRCLE TIME/GRACE AND COURTESY/GMRC</p> <p><b>LANGUAGE:</b>  <b>LESSON:</b> Letter Dd  <b>OBJECTIVES:</b> At the end of the lesson, the students should be able to:</p> <ul style="list-style-type: none"> <li>• identify letter Dd</li> <li>• say the sound of letter Dd</li> <li>• name objects and pictures that begin with Dd</li> </ul> <p><b>ACTIVITIES:</b>  Naming objects and pictures having an initial sound of letter Dd  Feeling the sandpaper letter dd  Tracing the letter Dd  Reading Da-Du</p> <p><b>MATH</b>  <b>LESSON:</b> Ordinal Numbers 0-5th  <b>OBJECTIVE:</b> At the end of the lesson, the students should be able to identify ordinal from 0-5th  <b>ACTIVITY:</b> Presentation</p> <p><b>SENSORIAL:</b>  <b>LESSON:</b> GEOMETTIC</p>	<p>2 CIRCLE TIME/GRACE AND COURTESY/GMRC</p> <p><b>LANGUAGE:</b>  <b>LESSON:</b> Letter Dd  <b>OBJECTIVES:</b> At the end of the lesson, the students should be able to:</p> <ul style="list-style-type: none"> <li>• write letter Dd</li> <li>• read CV that begin with letter Dd</li> </ul> <p><b>ACTIVITIES:</b>  Naming pictures and objects having an initial sound of letter Da  Writing letter Dd in the air  Producing the sound of Letter Dd.  Blending and reading CV begins with letter Dd</p> <p><b>MATH</b>  <b>LESSON:</b> Ordinal Numbers 0-5th  <b>OBJECTIVE:</b> At the end of the lesson, the students should be able to identify ordinal from 0-5th</p>	<p>3 CIRCLE TIME/GRACE AND COURTESY/GMRC</p> <p><b>LANGUAGE:</b>  <b>LESSON:</b> Letter Dd  <b>OBJECTIVES:</b> At the end of the lesson, the students should be able to:</p> <ul style="list-style-type: none"> <li>• name objects and pictures that begin with Dd</li> <li>• write letter Dd</li> </ul> <p><b>ACTIVITIES:</b>  <ul style="list-style-type: none"> <li>• The learners can practice writing letter Dd on sand or on grains then start tracing it using their worksheet.</li> <li>• Reading CV that start with Dd</li> </ul> </p> <p><b>MATH</b>  <b>LESSON:</b> Ordinal Number 0-5th  <b>OBJECTIVE:</b> At the end of the lesson, the students will able to arrange the ordinal numbers properly.</p> <p><b>SCIENCE:</b>  <b>LESSON:</b> Reflection and Refraction  <b>OBJECTIVE:</b> At the end of the lesson, the students should be able to discover the difference between refraction and reflection</p> <p><b>SENSORIAL:</b>  <b>LESSON:</b> GEOMETTIC  CABINET(Polygons)</p>	<p>4 CIRCLE TIME/GRACE AND COURTESY/GMRC</p> <p><b>PRACTICAL LIFE:</b>  <b>LESSON:</b> Pouring Tea  <b>OBJECTIVE:</b> At the end of the lesson, the students should be able to follow the step-by-step process of pouring tea.  <b>ACTIVITY:</b> The child will demonstrate how to pour tea.</p> <p><b>SCIENCE:</b>  <b>LESSON:</b> Reflection and Refraction  <b>OBJECTIVE:</b> At the end of the lesson, the students should be able to sort pictures of refraction and reflection</p> <p><b>ACTIVITY:</b> sorting</p>	<p>5 CIRCLE TIME/GRACE AND COURTESY/GMRC</p> <p><b>PRACTICAL LIFE:</b>  <b>LESSON:</b> Pouring Tea  <b>OBJECTIVE:</b> At the end of the lesson, the students should be able to follow the step-by-step process of pouring tea.  <b>ACTIVITY:</b> The child will demonstrate how to pour tea.</p> <p><b>ARTS AND CRAFTS</b></p> 


**GOLDEN MIND ACHIEVERS INTERNATIONAL SCHOOL – CHATAN/URUMA**  
**LITTLE SHAKESPEARE DECEMBER 2025**  
**MONTHLY CALENDAR**

	<p>CABINET(Polygons)</p> <p><b>OBJECTIVE:</b> At the end of the lesson, the students should be able to identify/name the different kinds of polygons.</p> <p><b>ACTIVITY:</b> The teacher will demonstrate how to use the material.</p>		<p><b>OBJECTIVE:</b> At the end of the lesson, the students should be able to identify/name the different kinds of polygons.</p>		
<p>WEEK 2</p> <p><b>KWANZAA</b></p>	<p>8</p> <p><b>NO SCHOOL</b></p>	<p>9</p> <p>CIRCLE TIME/GRACE AND COURTESY/GMRC</p> <p><b>LANGUAGE:</b></p> <p><b>LESSON:</b> Letter Ff</p> <p><b>OBJECTIVES:</b> At the end of the lesson, the students should be able to:</p> <ul style="list-style-type: none"> <li>• identify letter Ff</li> <li>• say the sound of letter Ff</li> <li>• name objects and pictures that begin with Ff</li> <li>• write letter Ff</li> <li>• read CV that begin with letter Ff</li> </ul> <p><b>ACTIVITIES:</b></p> <p>Naming pictures and objects having an initial sound of letter Ff</p> <p>Writing letter Gg in the air</p> <p>Producing the sound of Letter FF.</p> <p>Blending and reading CV begins with letter Ff</p> <p><b>MATH</b></p> <p><b>LESSON:</b> Ordinal numbers 6th-10th</p>	<p>10</p> <p>CIRCLE TIME/GRACE AND COURTESY/GMRC</p> <p><b>LANGUAGE:</b></p> <p><b>LESSON:</b> Letter Ff</p> <p><b>OBJECTIVES:</b> At the end of the lesson, the students should be able to:</p> <ul style="list-style-type: none"> <li>• name objects and pictures that begin with Ff</li> <li>• write letter Ff</li> </ul> <p><b>ACTIVITIES:</b></p> <ul style="list-style-type: none"> <li>• The learners can practice writing letter Ff on sand or on grains then start tracing it using their worksheet.</li> <li>• Reading CV that start with Ff</li> </ul> <p><b>MATH</b></p> <p><b>LESSON:</b> ORDINAL numbers 6th-10th</p> <p><b>OBJECTIVE:</b> At the end of the lesson, the students should be able to identify categorize ordinal 6<sup>th</sup>-10th</p> <p><b>ACTIVITY:</b> Evaluation (activity sheet)Matching</p>	<p>11</p> <p>CIRCLE TIME/GRACE AND COURTESY/GMRC</p> <p><b>PRACTICAL LIFE:</b></p> <p><b>LESSON:</b> Table Setting</p> <p><b>OBJECTIVE:</b> At the end of the lesson, the students should be able to set the table.</p> <p><b>ACTIVITY:</b> The students will arrange placemats, plates, napkin, glass, spoon, and fork accordingly.</p> <p><b>SCIENCE:</b></p> <p><b>LESSON:</b> Shadow</p> <p><b>OBJECTIVE:</b> At the end of the lesson, the students should be able to show how shadow form</p> <p><b>ACTIVITY:</b> The class will go out the classroom to use sunlight as natural source of light to form a shadow.</p> <p><b>CULTURE</b></p> <p><b>LESSON:</b> Christmas Around the World</p> <p><b>OBJECTIVE:</b> At the end</p>	<p>12</p> <p>CIRCLE TIME/GRACE AND COURTESY/GMRC</p> <p><b>PRACTICAL LIFE:</b></p> <p><b>LESSON:</b> Table Setting</p> <p><b>OBJECTIVE:</b> At the end of the lesson, the students should be able to set the table.</p> <p><b>ACTIVITY:</b> The students will arrange placemats, plates, napkin, glass, spoon, and fork accordingly.</p> <p><b>ARTS AND CRAFTS</b></p>

**GOLDEN MIND ACHIEVERS INTERNATIONAL SCHOOL – CHATAN/URUMA**  
**LITTLE SHAKESPEARE DECEMBER 2025**  
**MONTHLY CALENDAR**

		<p><b>OBJECTIVE:</b> At the end of the lesson, the students should be able to recognize the ordinal numbers from 6<sup>th</sup>-10<sup>th</sup></p> <p><b>ACTIVITY:</b> The students will arrange the numbers from 6<sup>th</sup> to 10<sup>th</sup></p>	<p><b>SCIENCE:</b>  <b>LESSON:</b> Shadow  <b>OBJECTIVE:</b> At the end of the lesson, the students should be able to show/demonstrate how shadow form  <b>ACTIVITY:</b> The children will observe the effects of light shone on various objects in the classroom.  <b>SENSORIAL:</b>  <b>LESSON:</b> Tessellations  <b>OBJECTIVE:</b> At the end of the lesson, the students should be able to learn different shapes likes triangles, squares and quadrilaterals. By using these shapes, the child will be able to relate new, unique patterns known as tessellations.</p>	<p>of the lesson, the students should be able to know how other countries celebrate Christmas  <b>ACTIVITY:</b> The teacher will discuss how other countries celebrate Christmas</p>	 <p><b>SHOW and TELL</b>  <b>OBJECTIVE:</b> At the end of the lesson the students will be able to deepen sense of loving their toys/book.</p>
WEEK 3	15 CIRCLE TIME/GRACE AND COURTESY/GMRC	16 CIRCLE TIME/GRACE AND COURTESY/GMRC	17 CIRCLE TIME/GRACE AND COURTESY/GMRC	18 CIRCLE TIME/GRACE AND COURTESY/GMRC	19 CIRCLE TIME/GRACE AND COURTESY/GMRC
CHRISTMAS	<p><b>LANGUAGE:</b>  <b>LESSON:</b> Letter Gg  <b>OBJECTIVES:</b> At the end of the lesson, the students should be able to:</p> <ul style="list-style-type: none"> <li>• identify letter Gg</li> <li>• say the sound of letter Gg</li> <li>• identifying the actions begin with Hh</li> <li>• write letter Gg</li> <li>• read Ga-Gu syllables</li> </ul> <p><b>ACTIVITIES:</b></p>	<p><b>LANGUAGE:</b>  <b>LESSON:</b> Letter Gg  <b>OBJECTIVES:</b> At the end of the lesson, the students should be able to:</p> <ul style="list-style-type: none"> <li>• identify letter Gg</li> <li>• say the sound of letter Gg</li> <li>• naming the parts of the body begin with letter Gg</li> <li>• write letter Gg</li> </ul> <p>read CV that begin with letter Gg</p>	<p><b>LANGUAGE:</b>  <b>LESSON:</b> Letter Gg  <b>OBJECTIVES:</b> At the end of the lesson, the students should be able to:</p> <ul style="list-style-type: none"> <li>• identify letter Gg</li> <li>• say the sound of letter Gg</li> <li>• naming the parts of the body begin with letter Gg</li> <li>• write letter Gg</li> </ul> <p>read CV that begin with letter Gg</p> <p><b>MATH</b>  <b>LESSON:</b> Ordinal numbers 1<sup>th</sup>-10<sup>th</sup></p>	<p><b>PRACTICAL LIFE</b>  <b>LESSON:</b> Gift Wrapping  <b>OBJECTIVE:</b> At the end of the lesson, the students should be able to wrap a gift box.  <b>ACTIVITY:</b> The students will wrap a gift box.  <b>SCIENCE:</b>  <b>LESSON:</b> Transparent, Translucent and Opaque Materials  <b>OBJECTIVE:</b> At the end of the lesson, the students should be able to sort</p>	<p><b>PRACTICAL LIFE</b>  <b>LESSON:</b> Gift Wrapping  <b>OBJECTIVE:</b> At the end of the lesson, the students should be able to wrap a gift box.  <b>ACTIVITY:</b> The students will wrap a gift box.  <b>MUSIC</b>  <b>LESSON:</b> Keyboards Family  <b>OBJECTIVE:</b> At the end of the lesson, the students should be able to identify different kinds of Keyboard Instrument  <b>ACTIVITY:</b> The child will identify each Keyboards Instrument</p>

**GOLDEN MIND ACHIEVERS INTERNATIONAL SCHOOL – CHATAN/URUMA**  
**LITTLE SHAKESPEARE DECEMBER 2025**  
**MONTHLY CALENDAR**

	<p>Acting the actions that starts with letter Gg  Saying the sound of letter Gg  Writing the letter Gg  Blending CV begin with letter Gg  Reading ga, ge, gi, go, gu</p> <p><b>MATH</b>  <b>LESSON:</b> Ordinal numbers 1th-10th  <b>OBJECTIVE:</b> At the end of the lesson, the students should be able to recall the ordinal numbers from 1th - 10th  <b>ACTIVITY:</b> ( Games) The students will arrange the numbers from 1<sup>st</sup>-10<sup>th</sup></p> <p><b>OBJECTIVE:</b> At the end of the lesson, the students should be able to recall the ordinal numbers from 1th - 10th  <b>ACTIVITY:</b> The students will arrange the numbers from 1<sup>st</sup>-10<sup>th</sup></p> <p><b>SENSORIAL:</b>  <b>LESSON:</b> Constructive Triangles (All Sets)  <b>OBJECTIVE:</b> At the end of the lesson, the students should be able to develop a basis for higher-level study of geometry, enhance visual perception, develop an awareness of many geometric forms in the environment.  <b>ACTIVITY:</b> The teacher will demonstrate how to use the material.</p>	<p><b>MATH</b>  <b>LESSON:</b> Ordinal numbers 1th-10th  <b>OBJECTIVE:</b> At the end of the lesson, the students should be able to recall the ordinal numbers from 1th - 10th  <b>ACTIVITY:</b> ( Games) The students will arrange the numbers from 1<sup>st</sup>-10<sup>th</sup></p>	<p><b>OBJECTIVE:</b> At the end of the lesson, the students should be able to recognize the ordinal numbers from 1th-10th  <b>ACTIVITY:</b> Evaluation Worksheet</p> <p><b>SCIENCE:</b>  <b>LESSON:</b> Transparent, Translucent and Opaque Materials  <b>OBJECTIVE:</b> At the end of the lesson, the students should be able to give examples of transparent, translucent and opaque materials  <b>ACTIVITY:</b> The child will give other examples of transparent, translucent and opaque materials</p>	<p>transparent, translucent and opaque materials</p> <p><b>ACTIVITY:</b> The child will sort objects tha are transparent, translucent and opaque materials</p>	<p><b>ARTS AND CRAFTS</b></p>  <p><b>SHOW and TELL</b>  <b>OBJECTIVE:</b> At the end of the lesson the students will be able to deepen sense of loving their toys/book.</p>
WEEK 4	<p>22  CIRCLE TIME/GRACE AND COURTESY/GMRC  <b>LANGUAGE:</b></p>	<p>23  CIRCLE TIME/GRACE AND COURTESY/GMRC  <b>LANGUAGE:</b></p>	<p>24  CIRCLE TIME/GRACE AND COURTESY/GMRC</p>	<p>25</p>	<p>27  CIRCLE TIME/GRACE AND COURTESY/GMRC</p>

**GOLDEN MIND ACHIEVERS INTERNATIONAL SCHOOL – CHATAN/URUMA**  
**LITTLE SHAKESPEARE DECEMBER 2025**  
**MONTHLY CALENDAR**

<p><b>SNOWS</b></p>	<p><b>LESSON:</b> Review on letter Dd,Ff,Gg  <b>OBJECTIVES:</b> At the end of the lesson, the students should be able to:</p> <ul style="list-style-type: none"> <li>• identify the sound of letter Dd, Ff, Gg</li> <li>• say the sounds of the letter Dd,Ff,Gg</li> <li>• differentiate the two sounds of Dd,Ff,Gg using pictures</li> </ul> <p><b>ACTIVITIES:</b></p> <ul style="list-style-type: none"> <li>• Identifying the correct sound of Dd,Ff,Gg through " game".</li> </ul> <p><b>MATH</b>  <b>LESSON: LESSON:</b> Odd and Even Numbers  <b>OBJECTIVE:</b> At the end of the lesson, the students should be able to identify the odd and even numbers  <b>ACTIVITY:</b> The children will identify the given number as to odd or even number through a game and the Montessori cards and counters.</p> <p><b>SENSORIAL:</b>  <b>LESSON:</b> Constructive Triangles (All Sets)  <b>OBJECTIVE:</b> At the end of the lesson, the students</p>	<p><b>LESSON:</b> Review on letter Dd,Ff,Gg  <b>OBJECTIVES:</b> At the end of the lesson, the students should be able to:</p> <ul style="list-style-type: none"> <li>• identify the sound of letter Dd, Ff, Gg</li> <li>• say the sounds of the letter Dd,Ff,Gg</li> <li>• write letter Dd,Ff,Gg</li> </ul> <p><b>ACTIVITIES:</b>  Colors the pictures that bigins with letter Dd,Ff,Gg using worksheet</p> <p><b>MATH</b>  <b>LESSON: LESSON:</b> Odd and Even Numbers  <b>OBJECTIVE:</b> At the end of the lesson, the students should be able to identify the odd and even numbers</p> <p><b>ACTIVITY:</b> The children will identify the given number as to odd or even number through a game and the Montessori cards and counters.</p> <p><b>SCIENCE:</b>  <b>LESSON:</b> Heat Energy  <b>OBJECTIVE:</b> At the end of the lesson, the students should be able to identify objects that give off heat  <b>ACTIVITY:</b> The child will identify objects that give off light</p>	<p><b>LANGUAGE:</b>  <b>LESSON:</b> Review on letter Dd,Ff,Gg  <b>OBJECTIVES:</b> At the end of the lesson, the students should be able to:</p> <ul style="list-style-type: none"> <li>• identify the sound of letter Dd, Ff, Gg</li> <li>• say the letter Dd,Ff,Gg</li> <li>• write letter Dd,Ff,Gg</li> </ul> <p><b>ACTIVITIES:</b></p> <ul style="list-style-type: none"> <li>• write letter Dd,Ff,Gg using worksheet</li> </ul> <p><b>MATH</b>  <b>LESSON:</b> Odd and Even Numbers  <b>OBJECTIVE:</b> At the end of the lesson, the students should be able to arrange the odd and even numbers  <b>ACTIVITY:</b> The children will arrange the given number as to odd or even number.</p> <p><b>SCIENCE:</b>  <b>LESSON:</b> Heat Energy  <b>OBJECTIVE:</b> At the end of the lesson, the students should be able to identify objects that give off heat  <b>ACTIVITY:</b> The child will identify objects that give off light</p> <p><b>SENSORIAL:</b>  <b>LESSON:</b> Binomial Cube  <b>OBJECTIVE:</b> At the end of the lesson, the students should be able to identify the relationship between different geometric forms and develop a sensorial basis for algebra.  <b>ACTIVITY:</b> The child will construct Binomial Cube as presented.</p>	<p style="text-align: center;"><b>CHRISTMAS DAY</b></p> <p style="text-align: center;"><b>NO SCHOOL</b></p>	<p><b>PRACTICAL LIFE:</b>  <b>LESSON:</b> Fruit Arranging  <b>OBJECTIVE:</b> At the end of the lesson, the students should be able to learn how to arrange various fruitS in a basket or plate.  <b>ACTIVITY:</b> The students will arrange different kinds of fruits in a basket or plate.</p> <p><b>ARTS AND CRAFTS</b></p> <div data-bbox="1794 611 2145 948" data-label="Image"> </div> <p><b>SHOW and TELL</b>  <b>OBJECTIVE:</b> At the end of the lesson the students will be able to deepen sense of loving their toys/book.</p>
---------------------	--	---	---	---	--

**GOLDEN MIND ACHIEVERS INTERNATIONAL SCHOOL – CHATAN/URUMA**  
**LITTLE SHAKESPEARE DECEMBER 2025**  
**MONTHLY CALENDAR**

	<p>should be able to develop a basis for higher-level study of geometry, enhance visual perception, develop an awareness of many geometric forms in the environment.</p> <p><b>ACTIVITY:</b> The teacher will demonstrate how to use the material.</p>				
<p>Week 5</p> <p>New Year</p>	<p>29</p> <p>CIRCLE TIME/GRACE AND COURTESY/GMRC</p> <p><b>SCIENCE:</b>  <b>LESSON:</b> Heat Energy  <b>OBJECTIVE:</b> At the end of the lesson, the students should be able to identify objects that give off heat  <b>ACTIVITY:</b> The child will give objects that give off light</p> <p><b>GEOGRAPHY</b>  <b>LESSON:</b> Puzzle Map of North America (Flags)  <b>OBJECTIVE:</b> At the end of</p>	<p>30</p> <p><b>NO SCHOOL</b></p>	<p>31</p> <p><b>NO SCHOOL</b></p>	<p>1</p> <p><b>NO SCHOOL</b></p>	<p>2</p> <p><b>NO SCHOOL</b></p>



**GOLDEN MIND ACHIEVERS INTERNATIONAL SCHOOL – CHATAN/URUMA**  
**LITTLE SHAKESPEARE DECEMBER 2025**  
**MONTHLY CALENDAR**

	the lesson, the students should be able to identify the different Flags in North America				
--	--	--	--	--	--