





**GOLDEN MIND ACHIEVERS**  
**INTERNATIONAL SCHOOL – CHATAN/URUMA**  
**MONTHLY PLAN SCHEDULE DECEMBER 2025**

**LITTLE EINSTEIN CLASS**


THEME	MONDAY Reading, Mathematics, Japanese Lesson	TUESDAY Reading, Mathematics, Sensorial	WEDNESDAY Reading, Mathematics, Science, Sensorial	THURSDAY Science, Practical Life	FRIDAY Arts and Crafts, Show and Tell
<b>WEEK 1 HANUKKAH</b>	<p>1 CIRCLE TIME GMRC/ Grace and Courtesy Topic: Candle for Peace</p> <p>Objectives: -To be able to show their quiet voice when they see the candle lightning. - Give respect and get the opportunity to stay calm and silently pray when having the candle for peace</p> <p>Language Topic: Reading CVC-U (Pink Series) Materials: Movable Alphabet/ Three-part card / Teacher-Made material</p> <p>Objective: At the end of the lesson, the students will be able to: a. Read, and write CVC-u words</p> <p>Lesson Proper: The teacher will use the Movable Alphabet and objects/ pictures for presentation.</p> <p>Activity: Reading and writing the CVC-u words</p> <p>Mathematics Topic: Rote Counting (0-50) / Introducing skip counting by 2's Materials: Teen Board/Short Bead</p>	<p>2 CIRCLE TIME GMRC/ Grace and Courtesy Topic: Candle for Peace</p> <p>Objectives: -To be able to show their quiet voice when they see the candle lightning. - Give respect and get the opportunity to stay calm and silently pray when having the candle for peace</p> <p>Language Topic: Reading CVC-U (Pink Series) Materials: Movable Alphabet/ Three-part card / Teacher-Made material</p> <p>Objective: At the end of the lesson, the students will be able to: a. Read, and write CVC-u words</p> <p>Activity: Reading and writing the CVC-u words and Worksheet: Teachers-Made</p> <p>Mathematics Topic: Skip Counting by 2's (2-20) Materials: Short Bead Chains/Teacher-Made</p> <p>Objective:</p>	<p>3 CIRCLE TIME GMRC/ Grace and Courtesy Topic: Candle for Peace</p> <p>Objectives: -To be able to show their quiet voice when they see the candle lightning. - Give respect and get the opportunity to stay calm and silently pray when having the candle for peace</p> <p>Language Topic: Reading CVC-U (Pink Series) Materials: Movable Alphabet/ Three-part card / Teacher-Made material</p> <p>Objective: At the end of the lesson, the students will be able to: a. Read, and write CVC-u words</p> <p>Activity: Reading and writing the CVC-u words</p> <p>Writing Topic: CVC-U words - Let the students read and write the cvc- u words.</p> <p>Mathematics Topic: Skip Counting by 2's (2-50) Materials: Short Bead Chains</p>	<p>4 CIRCLE TIME GMRC/ Grace and Courtesy Topic: Candle for Peace</p> <p>Objectives: -To be able to show their quiet voice when they see the candle lightning. - Give respect and get the opportunity to stay calm and silently pray when having the candle for peace</p> <p>Science Topic: History of Hanukkah Materials: Made</p> <p>Objective: At the end of the lesson, the students will be able to: a. Retell the traditions of Hanukkah.</p> <p>Practical Life Topic: Cutting Paper Materials: paper and scissors</p> <p>Objectives: At the end of the lesson, the students will be able to: a. Develop concentration and eye-hand coordination b. Use scissors properly c. Encourage to explore their everyday environment</p>	<p>5 CIRCLE TIME GMRC/ Grace and Courtesy Topic: Conversational Skills</p> <p>Objectives: -To be able to use a quiet voice when they are talking with their friends.</p> <p>Arts and Crafts Hanukkah Arts and Crafts</p>  <p>Objectives: a. Develop fine motor skills, mathematical thinking skills, creativity, and self-esteem. b. Encourage teamwork and socialization.</p>

	<p><b>Chains/Teacher-Made</b></p> <p><b>Objective:</b> At the end of the lesson, the students will be able to:</p> <ol style="list-style-type: none"> <li>Count forward from 0 to 50. Then, familiarize skip counting by 2's</li> </ol> <p><b>Activity:</b> - Let the students count from 0 to 50, then let them familiarize the numbers through skip counting by 2's.</p> <p><b>JAPANESE LESSON</b> <b>Topic: Head and Face Parts</b></p> <p><b>Objectives:</b> At the end of the lesson, the students will be able to:</p> <ol style="list-style-type: none"> <li>Recognize and identify the head and face parts in Japanese.</li> <li>Say the Japanese head and face parts words aloud with the teacher modelling and repetition.</li> <li>Respond to simple prompts in using gestures or pointing.</li> <li>Reinforce head and face parts vocabulary through looking at themselves in the mirror.</li> <li>Show their creativity by pasting the pre-cut parts on the paper plate or face templates.</li> <li>Arrange the puzzle using the face parts.</li> </ol>	<p>At the end of the lesson, the students will be able to:</p> <ol style="list-style-type: none"> <li>Skip count by 2's using bead chains.</li> </ol> <p><b>Activity:</b> - Let the students skip count by 2's from 2 to 20 using bead chains.</p> <p><b>Sensorial</b> <b>Topic: Colored Box 2</b></p> <p><b>Objectives:</b> At the end of the lesson, the students will be able to:</p> <ol style="list-style-type: none"> <li>Provide the child with a key to orient himself in the world of color.</li> </ol>	<p><b>Objective:</b> At the end of the lesson, the students will be able to:</p> <ol style="list-style-type: none"> <li>Skip count by 2's using bead chains.</li> </ol> <p><b>Activity:</b> - Let the students skip count by 2's from 2 to 50 using bead chains.</p> <p><b>Sensorial</b> <b>Topic: Colored Box 2</b></p> <p><b>Objectives:</b> At the end of the lesson, the students will be able to:</p> <ol style="list-style-type: none"> <li>Provide the child with a key to orient himself in the world of color.</li> <li>Reinforce the concept of contrast color gradation from the lightest to darkest.</li> </ol>	<p><b>Activity:</b> - Ask the students to cut paper with proper assistance.</p>	<p><b>Show and Tell</b> <b>Objectives:</b></p> <ol style="list-style-type: none"> <li>Give students an opportunity to talk with their friends about the object/s that interest them or share the things they bring that are connected to the weekly theme.</li> <li>Build confidence and help students develop effective communication skills</li> <li>Discover new things</li> </ol> <p><b>Park Day</b> <b>Objectives:</b></p> <ol style="list-style-type: none"> <li>Boost focus and concentration</li> <li>Discover nature, and exercise their problem-solving abilities and creativity</li> <li>Gain self-confidence</li> <li>Build friendships and create strong social connections</li> <li>Develop their gross motor skills</li> <li>Improve physical health</li> <li>Promote feelings of happiness, calmness, and over well-being</li> <li>Increase environmental awareness</li> </ol>
<p><b>WEEK 2</b> <b>KWANZAA</b></p>	<p>8</p>	<p>9</p> <p>CIRCLE TIME <b>GMRC/ Grace and Courtesy</b> <b>Topic: Conversational Skills</b></p> <p><b>Objectives:</b> -To be able to use a quiet voice</p>	<p>10</p> <p>CIRCLE TIME <b>GMRC/ Grace and Courtesy</b> <b>Topic: Conversational Skills</b></p> <p><b>Objectives:</b> -To be able to use a quiet voice</p>	<p>11</p> <p>CIRCLE TIME <b>GMRC/ Grace and Courtesy</b> <b>Topic: Conversational Skills</b></p> <p><b>Objectives:</b> -To be able to use a quiet voice</p>	<p>12</p> <p>CIRCLE TIME <b>GMRC/ Grace and Courtesy</b> <b>Topic: Conversational Skills</b></p> <p><b>Objectives:</b> -To be able to use a quiet voice when</p>

	<h1>NO SCHOOL</h1>	<p>when they are talking with their friends.</p> <p><b>Language</b>  <b>Topic:</b> Reading CVC-a, e, i, o, u (Pink Series)  <b>Materials:</b> Movable Alphabet/ Three-part card / Teacher-Made material</p> <p><b>Objective:</b>  At the end of the lesson, the students will be able to:</p> <ol style="list-style-type: none"> <li>Read, and write CVC-a, e, i, o, u words fluently.</li> </ol> <p><b>Activity:</b>  Reading and writing the CVC-a, e, i, o, u words  Worksheet: Teacher-Made</p> <p><b>Mathematics</b>  <b>Topic:</b> Skip Counting by 5's (5-50)  <b>Materials:</b> Flashcards</p> <p><b>Objective:</b>  At the end of the lesson, the students will be able to:</p> <ol style="list-style-type: none"> <li>Skip count by 5's using bead chains.</li> </ol> <p><b>Activity:</b>  - Let the students skip count by 5's from 5 to 50 using the flashcards.</p> <p><b>JAPANESE LESSON</b>  <b>Topic:</b> Other Body Parts</p> <p><b>Objectives:</b>  At the end of the lesson, the students will be able to:</p> <ol style="list-style-type: none"> <li>Recognize and identify the other body parts in Japanese.</li> <li>Say the Japanese other body part words aloud with the teacher modelling and repetition.</li> </ol>	<p>when they are talking with their friends.</p> <p><b>Language</b>  <b>Topic:</b> Reading CVC-a, e, i, o, u (Pink Series)  <b>Materials:</b> CVC Flashcards</p> <p><b>Objective:</b>  At the end of the lesson, the students will be able to:</p> <ol style="list-style-type: none"> <li>Read, and write I CVC-a, e, i, o, u words fluently.</li> </ol> <p><b>Activity:</b>  Reading and writing the CVC-a, e, i, o, u words</p> <p><b>Writing</b>  <b>Topic:</b> CVC-a,e,i,o,u words  - Let the students copy the cvc- a, e, i, o ,u words.</p> <p><b>Mathematics</b>  <b>Topic:</b> Skip Counting by 5's (5-50)  <b>Materials:</b> Flashcards</p> <p><b>Objective:</b>  At the end of the lesson, the students will be able to:</p> <ol style="list-style-type: none"> <li>Skip count by 5's using bead chains.</li> </ol> <p><b>Activity:</b>  Worksheet: Teacher-Made</p> <p><b>Science</b>  <b>Topic:</b> About Kwanzaa  <b>Materials:</b> Teacher-Made</p> <p><b>Objective:</b>  At the end of the lesson, the students will be able to:</p> <ol style="list-style-type: none"> <li>share their insights about Kwanzaa</li> </ol> <p><b>Sensorial</b>  <b>Topic:</b> Colored Box 2 Extension</p>	<p>when they are talking with their friends.</p> <p><b>Science</b>  <b>Topic:</b> About Kwanzaa  <b>Materials:</b> Teacher-Made</p> <p><b>Objective:</b>  At the end of the lesson, the students will be able to:</p> <ol style="list-style-type: none"> <li>share their insights about Kwanzaa</li> </ol> <p><b>Practical Life</b>  <b>Topic:</b> Putting Mittens  <b>Materials:</b> Mittens</p> <p><b>Objectives:</b>  At the end of the lesson, the students will be able to:</p> <ol style="list-style-type: none"> <li>Develop order and concentration.</li> <li>Enjoy the feeling of independence of being able to properly put on their mittens.</li> </ol> <p><b>Activity:</b>  - Ask the students to put on their mittens by themselves properly.</p>	<p>they are talking with their friends.</p> <p><b>Arts and Crafts</b>  <b>Kwanzaa Arts and Crafts</b></p>  <p><b>Objectives:</b></p> <ol style="list-style-type: none"> <li>Develop fine motor skills, mathematical thinking skills, creativity, and self-esteem.</li> <li>Encourage teamwork and socialization.</li> </ol> <p><b>Show and Tell</b>  <b>Objectives:</b></p> <ol style="list-style-type: none"> <li>Give students an opportunity to talk with their friends about the object/s that interest them or share the things they bring that are connected to the weekly theme.</li> <li>Build confidence and help students develop effective communication skills</li> <li>Discover new things</li> </ol> <p><b>Park Day</b>  <b>Objectives:</b></p> <ol style="list-style-type: none"> <li>Boost focus and concentration</li> <li>Discover nature, and exercise their problem-solving abilities and creativity</li> </ol>
--	--------------------	---	---	--	--

		<p>c. Respond to movement-based prompts in using gestures.</p> <p>d. Show their creativity by pasting the pre-cut parts on the body outline worksheet.</p> <p>e. Arrange the puzzle using the body parts.</p> <p>f. Participate in a game that reinforces body part vocabulary.</p> <p>Sensorial Topic: Colored Box 2 Extension</p> <p>Objectives: At the end of the lesson, the students will be able to:</p> <p>a. Provide the child with a key to orient himself in the world of color.</p> <p>b. Reinforce the concept of contrast color gradation from the lightest to darkest.</p>	<p>Objectives: At the end of the lesson, the students will be able to:</p> <p>a. Provide the child with a key to orient himself in the world of color.</p> <p>b. Reinforce the concept of contrast color gradation from the lightest to darkest.</p>		<p>k. Gain self-confidence</p> <p>l. Build friendships and create strong social connections</p> <p>m. Develop their gross motor skills</p> <p>n. Improve physical health</p> <p>o. Promote feelings of happiness, calmness, and over well-being</p> <p>p. Increase environmental awareness</p>
<p><b>WEEK 3</b> <b>CHRISTMAS</b></p>	<p>15 CIRCLE TIME GMRC/ Grace and Courtesy Topic: Conversational Skills</p> <p>Objectives: -To be able to lend their ears to someone who is talking.</p> <p>Language</p> <p>Topic: Reading CVC-a words in phrases Materials: Printed Phrase strips with CVC-a words/ Teacher-made</p> <p>Objective: At the end of the lesson, the students will be able to:</p> <p>a. Read CVC- a words in phrases</p> <p>Activity:</p>	<p>16 CIRCLE TIME GMRC/ Grace and Courtesy Topic: Conversational Skills</p> <p>Objectives: -To be able to lend their ears to someone who is talking.</p> <p>Language</p> <p>Topic: Reading CVC-a words in phrases Materials: Printed Phrase strips with CVC-a words/ Teacher-made</p> <p>Objective: At the end of the lesson, the students will be able to:</p> <p>a. Read CVC- a words in phrases</p> <p>Activity: Reading the CVC-a words in phrases.</p>	<p>17 CIRCLE TIME GMRC/ Grace and Courtesy Topic: Conversational Skills</p> <p>Objectives: -To be able to use a quiet voice when they are talking with their friends.</p> <p>Language</p> <p>Topic: Reading CVC-a, in phrases (</p> <p>Materials: CVC Flashcards</p> <p>Objective: At the end of the lesson, the students will be able to:</p> <p>b. Read, and CVC-a, in phrases words fluently.</p> <p>Activity: Reading the CVC-a in phrases words</p>	<p>18 CIRCLE TIME GMRC/ Grace and Courtesy Topic: Conversational Skills</p> <p>Objectives: -To be able to lend their ears to someone who is talking.</p> <p>Science Topic: Christmas Materials: Teacher-Made</p> <p>Objective: At the end of the lesson, the students will be able to:</p> <p>a. share their experiences the way they celebrate Christmas</p> <p>Sensorial Topic: Colored Box 3</p> <p>Objectives:</p>	<p>19</p> <p><b>Christmas Classroom Celebration</b></p>

	<p>Reading the CVC-a words in phrases.</p> <p><b>Mathematics</b>  <b>Topic: Skip Counting by 10's (10-50)</b>  <b>Materials: Short Bead Chains</b></p> <p><b>Objective:</b>  At the end of the lesson, the students will be able to:</p> <ol style="list-style-type: none"> <li>Skip count by 10's using bead chains.</li> </ol> <p><b>Activity:</b>  - Let the students skip count by 10's from 10 to 50 using bead chains.</p> <p><b>JAPANESE LESSON</b>  <b>Topic: Christmas Objects</b></p> <p><b>Objectives:</b>  At the end of the lesson, the students will be able to:</p> <ol style="list-style-type: none"> <li>Recognize and identify Christmas Objects in Japanese.</li> <li>Say the Japanese Christmas Object words aloud with the teacher modelling and repetition.</li> <li>Respond to movement-based prompts in using gestures. Kids run to or touch the correct image/ object.</li> <li>Recall vocabulary through memory by playing "What's Missing?".</li> <li>Show their creativity by coloring the Christmas objects with Romaji labels using the activity worksheet.</li> </ol>	<p>Worksheet: Teacher-Made</p> <p><b>Mathematics</b>  <b>Topic: Skip Counting by 10's (10-50)</b>  <b>Materials: Flashcards/Short Bead Chains</b></p> <p><b>Objective:</b>  At the end of the lesson, the students will be able to:</p> <ol style="list-style-type: none"> <li>Skip count by 10's using flashcards and bead chains</li> </ol> <p><b>Activity:</b>  - Let the students skip count by 10's from 10 to 50 using flashcards and bead chains.</p> <p><b>Sensorial</b>  <b>Topic: Colored Box 3</b></p> <p><b>Objectives:</b>  At the end of the lesson, the students will be able to:</p> <ol style="list-style-type: none"> <li>Provide the child with a key to orient himself in the world of color.</li> </ol>	<p><b>Writing</b>  <b>Topic: CVC-a words in phrases</b>  - Let the students copy the cvc- a words in phrases .</p> <p><b>Mathematics</b>  <b>Topic: Skip Counting by 10's (10-50)</b>  <b>Materials: Flashcards</b></p> <p><b>Objective:</b>  At the end of the lesson, the students will be able to:</p> <ol style="list-style-type: none"> <li>Skip count by 5's using bead chains.</li> </ol> <p><b>Activity:</b>  Worksheet: Teacher-Made</p> <p><b>Science</b>  <b>Topic: About Kwanzaa</b>  <b>Materials: Teacher-Made</b></p> <p><b>Objective:</b>  At the end of the lesson, the students will be able to:</p> <ol style="list-style-type: none"> <li>share their insights about Kwanzaa</li> </ol> <p><b>Sensorial</b>  <b>Topic: Colored Box 3</b></p> <p><b>Objectives:</b>  At the end of the lesson, the students will be able to:</p> <ol style="list-style-type: none"> <li>Provide the child with a key to orient himself in the world of color.</li> <li>Reinforce the concept of contrast color gradation from the lightest to darkest.</li> </ol>	<p>At the end of the lesson, the students will be able to:</p> <ol style="list-style-type: none"> <li>Recognize the difference in weight between sizes by visual and muscular</li> <li>Arrange the objects by size</li> </ol> <p><b>Practical Life</b>  <b>Topic: Wrapping Gifts</b>  <b>Materials: Toys, Scissors, Gift wrapper, tape</b></p> <p><b>Objectives:</b>  At the end of the lesson, the students will be able to:</p> <ol style="list-style-type: none"> <li>Develop order and concentration.</li> <li>Enjoy the feeling of independence of being able to wrap their gifts.</li> </ol>	
<b>WEEK 4 SNOW</b>	22 CIRCLE TIME GMRC/ Grace and Courtesy	23 CIRCLE TIME GMRC/ Grace and Courtesy	24 CIRCLE TIME GMRC/ Grace and Courtesy	25	26  CIRCLE TIME

	<p><b>Topic: Conversational Skills</b></p> <p><b>Objective:</b> -To be able to respond properly when talking to someone.</p> <p><b>Language</b></p> <p><b>Topic: Reading CVC-e words in phrases</b> <b>Materials: Printed Phrase strips with CVC-e words/ Teacher-made</b></p> <p><b>Objective:</b> At the end of the lesson, the students will be able to:</p> <ol style="list-style-type: none"> <li>Read CVC- e words in phrases</li> </ol> <p><b>Activity:</b> Reading the CVC-e words in phrases.</p> <p><b>Mathematics</b> <b>Topic: Skip Counting by 2's, 5's, and 10's (0-50)</b> <b>Materials: Short Bead Chains</b></p> <p><b>Objective:</b> At the end of the lesson, the students will be able to:</p> <ol style="list-style-type: none"> <li>Skip count by 2's, 5's, and 10's using bead chains.</li> </ol> <p><b>Activity:</b> - Let the students skip count by 2's, 5's, and 10's using bead chains.</p> <p><b>JAPANESE LESSON</b> <b>Topic: Taste Buds</b></p> <p><b>Objectives:</b> At the end of the lesson, the students will be able to:</p> <ol style="list-style-type: none"> <li>Name taste buds in Japanese.</li> <li>Repeat the Japanese taste buds after the teacher using flashcards.</li> </ol>	<p><b>Topic: Conversational Skills</b></p> <p><b>Objective:</b> -To be able to respond properly when talking to someone.</p> <p><b>Language</b></p> <p><b>Topic: Reading CVC-e words in phrases</b> <b>Materials: Printed Phrase strips with CVC-e words/ Teacher-made</b></p> <p><b>Objective:</b> At the end of the lesson, the students will be able to:</p> <ol style="list-style-type: none"> <li>Read CVC- e words in phrases</li> </ol> <p><b>Activity:</b> Reading the CVC-e words in phrases.</p> <p><b>Mathematics</b> <b>Topic: Skip Counting by 2's, 5's, and 10's (0-50)</b> <b>Materials: Short Bead Chains</b></p> <p><b>Objective:</b> At the end of the lesson, the students will be able to:</p> <ol style="list-style-type: none"> <li>Skip count by 2's, 5's, and 10's using bead chains.</li> </ol> <p><b>Activity:</b> - Let the students skip count by 2's, 5's, and 10's using bead chains.</p> <p><b>Sensorial</b> <b>Topic: Colored Box 3 Extension</b></p> <p><b>Objectives:</b> At the end of the lesson, the students will be able to:</p> <ol style="list-style-type: none"> <li>Provide the child with a key to orient himself in the world of color.</li> <li>Reinforce the concept of contrast color gradation from</li> </ol>	<p><b>Topic: Conversational Skills</b></p> <p><b>Objective:</b> -To be able to respond properly when talking to someone.</p> <p><b>Language</b></p> <p><b>Topic: Reading CVC-e words in phrases</b> <b>Materials: Printed Phrase strips with CVC-e words/ Teacher-made</b></p> <p><b>Objective:</b> At the end of the lesson, the students will be able to:</p> <ol style="list-style-type: none"> <li>Read CVC- e words in phrases</li> </ol> <p><b>Mathematics</b> <b>Topic: Skip Counting by 2's, 5's, and 10's (0-50)</b> <b>Materials: Short Bead Chains</b></p> <p><b>Objective:</b> At the end of the lesson, the students will be able to:</p> <ol style="list-style-type: none"> <li>Skip count by 2's, 5's, and 10's using bead chains.</li> </ol> <p><b>Sensorial</b> <b>Topic: Colored Box 3 Extension</b></p> <p><b>Objectives:</b> At the end of the lesson, the students will be able to:</p> <ol style="list-style-type: none"> <li>Provide the child with a key to orient himself in the world of color.</li> <li>Reinforce the concept of contrast color gradation from the lightest to darkest.</li> </ol> <p><b>Practical Life</b> <b>Topic: Wearing a Jacket/Coat</b> <b>Materials: Jackets/Coats</b></p> <p><b>Objectives:</b> At the end of the lesson, the students will be able to:</p>	<h1>NO SCHOOL (Christmas Day)</h1>	<p><b>GMRC/ Grace and Courtesy</b> <b>Topic: Conversational Skills</b></p> <p><b>Objectives:</b> -To be able to lend their ears to someone who is talking.</p> <p><b>Arts and Crafts</b> <b>SNOW Arts and Crafts</b></p>  <p><b>Objectives:</b></p> <ol style="list-style-type: none"> <li>Develop fine motor skills, mathematical thinking skills, creativity, and self-esteem.</li> <li>Encourage teamwork and socialization.</li> </ol> <p><b>Show and Tell</b></p> <p><b>Objectives:</b></p> <ol style="list-style-type: none"> <li>Give students an opportunity to talk with their friends about the object/s that interest them or share the things they bring that are connected to the weekly theme.</li> <li>Build confidence and help students develop effective communication skills</li> <li>Discover new things</li> </ol> <p><b>Park Day</b></p> <p><b>Objectives:</b></p> <ol style="list-style-type: none"> <li>Boost focus and</li> </ol>
--	---	---	--	--	---

	<ul style="list-style-type: none"> <li>c. Explore tastes through direct experience.</li> <li>d. Respond to a simple question in Japanese related to taste.</li> <li>e. Reinforce taste buds vocabulary and encourage creativity through pasting small food images in the right area of the tongue labeled with Japanese words.</li> </ul>	the lightest to darkest.	<ul style="list-style-type: none"> <li>a. Develop order and concentration.</li> <li>b. Enjoy the feeling of independence of being able to properly put on their jackets or coats.</li> </ul>		<ul style="list-style-type: none"> <li>b. concentration</li> <li>Discover nature, exercise their problem-solving abilities and creativity</li> <li>c. Gain self-confidence</li> <li>d. Build friendships and create strong social connections</li> <li>e. Develop their gross motor skills</li> <li>f. Improve physical health</li> <li>g. Promote feelings of happiness, calmness, and over well-being</li> <li>h. Increase environmental awareness</li> </ul>
<p><b>WEEK 5</b></p> <p><b>NEW YEAR</b></p>	<p>29</p> <p>CIRCLE TIME</p> <p>GMRC/ Grace and Courtesy</p> <p>Topic: Conversational Skills</p> <p>Objective:</p> <p>-To be able to respond properly when talking to someone.</p> <p>Language</p> <p>Topic: Reading CVC-I words in phrases</p> <p>Materials: Printed Phrase strips with CVC-I words/ Teacher-made</p> <p>Objective:</p> <p>At the end of the lesson, the students will be able to:</p> <ul style="list-style-type: none"> <li>i. Read CVC- I words in phrases</li> </ul> <p>Activity:</p> <p>Reading the CVC-I words in phrases.</p> <p>Mathematics</p> <p>Topic: Review Skip Counting by 2's, 5's, and 10's (0-50)</p> <p>Materials: Short Bead Chains</p> <p>Objective:</p> <p>At the end of the lesson, the students will be able to:</p>	<p>30</p> <p><b>NO SCHOOL</b></p>	<p>31</p> <p><b>NO SCHOOL</b></p>	<p>1</p> <p><b>NO SCHOOL</b></p>	<p>2</p> <p><b>NO SCHOOL</b></p>

	<p>a. Skip count by 2's, 5's, and 10's using bead chains.</p> <p><b>Activity:</b> - Let the students skip count by 2's, 5's, and 10's using bead chains.</p> <p><b>JAPANESE LESSON</b> <b>Topic: Simple Japanese Story</b></p> <p><b>Objectives:</b> At the end of the lesson, the students will be able to:</p> <ul style="list-style-type: none"><li>a. Foster appreciation of the Japanese Language through storytelling and interactive discussion.</li><li>b. Encourage turn-taking and respectful listening during storytelling sessions.</li><li>c. Promote empathy by relating to characters in the story (e.g., how a character feels or acts).</li><li>d. Engage in activities like coloring characters from the story while reinforcing vocabulary.</li><li>e. Use hand gestures or body movements that connect with Japanese words.</li></ul>				
--	---	--	--	--	--