













**zGOLDEN MIND ACHIEVERS INTERNATIONAL SCHOOL**  
**LITTLE NEWTON AUGUST 2025 MONTHLY CALENDAR**

THEME	PRACTICAL LIFE/SENSORIAL	LANGUAGE AND ARTS/ MATHEMATICS	LANGUAGE AND ARTS/ MATHEMATICS	CULTURE AND SCIENCE/ PRACTICAL LIFE	ARTS AND CRAFTS/JAPANESE LESSONS
	MONDAY	TUESDAY	WEDNESDAY	THURSDAY	FRIDAY
<b>1st WEEK</b>  <b>SPRINKLE IN SOME STEM</b>	<b>4</b> <b>CIRCLE TIME</b> <b>Topic: Dancing sprinkle</b>  <b>Materials :Ziploc, sprinkles,</b> <b>small speaker and bowl</b>  	<b>5</b> <b>CIRCLE TIME</b> <b>Topic: Sprinkles Sensory Bag</b>  <b>Materials:</b> <ul style="list-style-type: none"> <li>• Reseal able plastic bag</li> <li>• Cake sprinkles</li> <li>• Colourful duct tape</li> </ul> 	<b>6</b> <b>CIRCLE TIME</b> <b>Topic: Fireworks in oil and water</b>  <b>Materials:</b> <ul style="list-style-type: none"> <li>• Oil (we used light olive oil, but most light coloured cooking or household oils should work)</li> <li>• Liquid food colour (with dropper)</li> <li>• Glass containers (we used novelty bottles and an reused jam jar)</li> <li>• Small cups</li> <li>• Warm water</li> </ul> 	<b>7</b> <b>Circle Time</b> <b>Topic: Magic Milk</b>  <b>Materials:</b> <ul style="list-style-type: none"> <li>• Full Fat milk</li> <li>• Liquid Food Coloring</li> <li>• Dawn Dish Soap</li> <li>• Cotton Swabs</li> </ul> 	<b>8</b> <b>CIRCLE TIME:</b> <b>Topic: sprinkle Edible Playdough</b>  <b>Tools neede:</b> <ul style="list-style-type: none"> <li>• Mixing bowl</li> <li>• Measuring cups and spoons</li> <li>• sprinkles mess!</li> </ul> 
<b>2th WEEK</b> <b>BLAST OFF TO SPACE WEEK</b>	<b>11</b> <b>CIRCLE TIME</b> <b>TOPIC: MAKE A COMET</b>  <b>Materials:</b> <ul style="list-style-type: none"> <li>• Popsicle sticks or chopsticks</li> <li>• Metallic ribbon</li> <li>• Aluminum foil</li> </ul>	<b>12</b> <b>CIRCLE TIME:</b> <b>TOPIC: ROCKET SPACE</b>  <b>Materials</b> <ul style="list-style-type: none"> <li>• Paper roll</li> <li>• Colored paper</li> <li>• Colored cardstock paper</li> <li>• Pencil</li> </ul>	<b>13</b> <b>CIRCLE TIME:</b> <b>TOPIC: SHOOTING STAR</b>  <b>Materials:</b> <ul style="list-style-type: none"> <li>• Paper (white or colored)</li> <li>• Scissors</li> <li>• Glue</li> </ul>	<b>14</b> <b>CIRCLE TIME:</b> <b>TOPIC: OUTER SPACE DISCOVERY BOTTLE</b>  <b>Material:</b> <ul style="list-style-type: none"> <li>• Plastic bottle</li> <li>• Glitters</li> <li>• Food coloring</li> </ul>	<b>15</b> <b>CIRCLE TIME:</b> <b>TOPIC: SMASHING ABC MOON ROCKS</b>  <b>Materials:</b> <ul style="list-style-type: none"> <li>• Foil</li> <li>• Small cup</li> <li>• Marker</li> </ul>

	<ul style="list-style-type: none"> <li>Scissors</li> </ul> 	<ul style="list-style-type: none"> <li>Scissors craft glue</li> </ul> 	<ul style="list-style-type: none"> <li>Pencil</li> <li>Paper strip</li> </ul> 	<ul style="list-style-type: none"> <li>Water beads or similar for representing the planets</li> </ul> 	<ul style="list-style-type: none"> <li>White paper</li> <li>black paper</li> <li>gray paint</li> <li>Scissors</li> <li>Glue</li> </ul> 
<p>3th WEEK FAIRY TALE FANTASY</p>	<p><b>18</b> <b>CIRCLE TIME:</b> <b>STORYTELLING Time</b> ( The three Little pigs)</p> <p><b>Objectives:</b> students will be able to identify the main characters, settings and events in a story</p> <p><b>Activity:</b> Story time</p>	<p><b>19</b> Circle Time <b>Topic: fairy crown</b></p> <p><b>Materials:</b></p> <ul style="list-style-type: none"> <li>colored paper</li> <li>pencil</li> <li>scissors</li> <li>flower</li> </ul> 	<p><b>20</b> Circle Time <b>Topic: Magic wand</b></p> <p>➤ a stick that is used to make magic things happen.</p> <p><b>Materials:</b></p> <ul style="list-style-type: none"> <li>Twig</li> <li>Yarn</li> <li>pipe cleaner or</li> <li>feathers</li> </ul> 	<p><b>21</b> <b>CIRCLE TIME:</b> <b>Topic:</b> Goldilocks and the three bears fairy tale</p> <p><b>Objective:</b> to be able to develop hearing and understanding skills</p>	<p><b>22</b> <b>CIRCLE TIME:</b> <b>Topic:</b> Fairy Garden sensory bin</p> <p><b>Objectives:</b> To be able to develop fine motor skills such as hand and fingers by exploring the fairy Garden sensory bin</p> <p><b>Activity:</b> Let the child explore or play the Fairy garden sensory bin using his/her hands</p>

**4th WEEK  
SUMMER  
CULMINATION  
ACTIVITY**

**25  
CIRCLE TIME  
Topic: Water Bucket Relay**

**Objective: At the end of the lesson the student will be able to develop communication and improve flexibility.**

**Materials Needed:**

- Water container
- Cups

**Activity: Group activity**



**26  
CIRCLE TIME  
Topic: Soapy water play**

**Objectives: To be able to develop fine motor skills by taking out the balls inside the bucket.**

**Materials:**

- Bin
- dish soap
- Balls
- Water

**Activity: Let the child take out the balls inside the bucket filled with water and soap.**



**NO SCHOOL  
TEACHER'S SEMINAR**

**NO SCHOOL  
TEACHER'S SEMINAR**

**NO SCHOOL  
TEACHER'S SEMINAR**