













GOLDEN MIND ACHIEVERS
INTERNATIONAL SCHOOL – CHATAN/URUMA

AUGUST 2025 SUMMER PLAN
LITTLE EINSTEIN CLASS

THEME	MONDAY	TUESDAY	WEDNESDAY	THURSDAY	FRIDAY
WEEK 1	4	5	6	7	8
SPRINKLE IN SOME STEM	CIRCLE TIME	CIRCLE TIME	CIRCLE TIME	CIRCLE TIME	CIRCLE TIME
	SUMMER ACTIVITY: Balloon Car	SUMMER ACTIVITY: Lava Lamp	SUMMER ACTIVITY: Geometric Cardboard Lacing	SUMMER ACTIVITY: Water Fountain Science Experiment	SUMMER ACTIVITY: Lego Marble Maze
					

	<p>Objective:</p> <p>To be able to learn about simple machines, the building blocks of all things that move.</p> <p>Materials:</p> <ul style="list-style-type: none"> • Toilet paper rolls • Masking tape • Paper straws • Bamboo skewers • Cardboard • Scissors • Glue gun • Balloon • Rubber band <p>Language</p> <p>Topic: reading CVC-i</p> <p>Objective: at the end of a lesson students will be</p>	<p>Objective:</p> <p>The activity helps little ones explore chemical reactions, density, and movement</p> <p>Materials</p> <ul style="list-style-type: none"> • Oil • Water • Assorted Food coloring • Bottle • Alka Seltzer Tablet <p>Language</p> <p>Topic: reading CVC-i</p> <p>Objective: at the end of a lesson students will be able to read and spell CVC-/i/</p>	<p>Objective:</p> <p>To be able to build hand eye coordination, finger strength and concentration</p> <p>Materials:</p> <ul style="list-style-type: none"> • Cardboard • Colored Thread <p>Mathematics</p> <p>Topic: Review 51-70 numbers</p> <p>Objective: at the end of a lesson students will be able to read and write numbers from 51 to 70.</p>	<p>Objective:</p> <p>To be able to understand and observe the effects of air pressure on water.</p> <p>Activity: The teacher will introduce the materials needed to make a Water Bottle Fountain</p> <p>Materials:</p> <ul style="list-style-type: none"> • Empty water bottle • balloon • straw • blu-tac (or similar) • tray for catching the water (optional. You could always do it outside, in a bath, or near a sink) 	<p>Objective</p> <p>To be able to use their creativity to build their own marble maze design, and tests their motor skills as they navigate the marble through the maze.</p> <p>Materials</p> <ul style="list-style-type: none"> • Lego Bricks • Cardboard • Double sided tape • Marble <p>SHOW AND TELL</p>
--	--	--	--	--	---

	<p>able to read and spell CVC-/i/</p> <p>Activity: Sounding and reading CVC - /i/ sound using pink cards and large movable alphabet.</p>	<p>Activity: Sounding and reading CVC - /i/ sound using pink cards and large movable alphabet.</p>		<p>Mathematics</p> <p>Activity: Evaluation</p>	
<p>WEEK 2</p> <p>Blast off to Space</p>	<p>11</p> <p>CIRCLE TIME</p> <p>SUMMER ACTIVITY</p>  <p>Space Themed Wreaths</p> <p>OBJECTIVE:</p> <p>To be able to explore</p>	<p>12</p> <p>CIRCLE TIME</p> <p>SUMMER ACTIVITY:</p> <p>Solar System Hats</p>  <p>OBJECTIVE:</p> <p>To be able to explore and</p>	<p>13</p> <p>CIRCLE TIME</p> <p>SUMMER ACTIVITY</p>  <p>Marshmallow</p> <p>OBJECTIVE:</p> <p>To strengthen fine motor</p>	<p>14</p> <p>CIRCLE TIME</p> <p>SUMMER ACTIVITY</p>  <p>Puffy Paint Rocket Craft</p> <p>OBJECTIVE:</p> <p>To be able to explore</p>	<p>15</p> <p>CIRCLE TIME</p> <p>SUMMER ACTIVITY</p>  <p>Straw Rockets</p>

	<p>creativity and promote hand- eye coordination and motor control to this kids' Arts and Crafts.</p> <p>MATERIALS:</p> <ul style="list-style-type: none"> • Paper plates • cutout stars • cutout planets • glue <p>Language</p> <p>Topic: Reading S- Blends</p> <p>Activity: Children will read L- blend words.</p>	<p>develop connection with the planets and the Solar System</p> <p>MATERIALS:</p> <ul style="list-style-type: none"> • Colored paper • Cutout sun • Cutout planets • Glue • Rubber band <p>Language</p> <p>Topic: Reading S-Blends</p> <p>Evaluation: Activity worksheet on identifying words with S-blends.</p>	<p>skills and at the same time motivate their minds on the different constellations.</p> <p>MATERIALS:</p> <ul style="list-style-type: none"> • marshmallows • sticks (toothpicks) • black colored paper <p>Math</p> <p>Topic: Teen Board</p> <p>Activity: Each student will arrange the number cards in order.</p>	<p>creativity and promote hand-eye coordination and motor control to this kids' Arts and Crafts.</p> <p>MATERIALS:</p> <ul style="list-style-type: none"> • paint • colored paper • glue <p>Practical Life</p> <p>Topic: Transferring water using sponge</p>	<p>OBJECTIVE:</p> <p>To be able to discover a world of creativity with creative crafts.</p> <p>MATERIALS:</p> <ul style="list-style-type: none"> • printed rockets • straw • glue <p>SHOW AND TELL</p>
<p>WEEK 3</p> <p>FAIRYTALE FANTASY</p>	<p>11</p> <p>CIRCLE TIME</p> <p>SUMMER ACTIVITY</p> <p>FAIRY WAND</p>	<p>12</p> <p>CIRCLE TIME</p> <p>SUMMER ACTIVITY</p> <p>PRINCE/PRINCESS CROWN</p>	<p>13</p> <p>CIRCLE TIME</p> <p>SUMMER ACTIVITY</p> <p>FAIRYTALE DRESS FASHION SHOW</p>	<p>14</p> <p>CIRCLE TIME</p> <p>SUMMER ACTIVITY</p> <p>STORYTELLING</p>	<p>15</p> <p>CIRCLE TIME</p> <p>SUMMER ACTIVITY</p> <p>ENCHANTED SHOW AND TELL</p>



OBJECTIVE:

To enhance children's creativity by crafting their own fairytale wand.

MATERIALS:

- Stick
- Glue
- Scissor
- Colored paper

Language

Topic: reading CVC-i

Objective: at the end of a lesson students will be able to read and spell



OBJECTIVE:

To improves hand coordination by designing and decorating their own crown.

MATERIALS:

- Colored paper
- Glue
- Scissor

Language

Topic: reading CVC-i


Objective: at the end of a lesson students will be able to read and spell



Mathematics

Topic: Review 51-70 numbers

Objective: at the end of a lesson students will be able to read and write numbers from 51 to 70.



OBJECTIVE:

To develop children's listening skills, Imagination and comprehension by engaging them in interactive featuring a fairytale. Storytelling.

MATERIALS:

- Laptop
- Books

Mathematics

Activity: Evaluation





OBJECTIVE:

To encourage self-expression, confidence, and language development by allowing children to share fairytale themed items or charaters.

MATERIALS:

- Fairytale themed items/ Characters

	<p>CVC-/i/</p> <p>Activity: Sounding and reading CVC - /i/ sound using pink cards and large movable alphabet.</p>	<p>CVC-/i/</p> <p>Activity: Sounding and reading CVC - /i/ sound using pink cards and large movable</p>			
<p>WEEK 4</p> <p>Water Wonders</p>	<p>25</p> <p>CIRCLE TIME</p> <p>SUMMER ACTIVITY</p> <p>SPONGE RUN</p> 	<p>26</p> <p>CIRCLE TIME</p> <p>SUMMER ACTIVITY:</p> <p>BALLOON AND SPOON RACE</p> 	<p>27</p> <p>Teachers' Seminar/ School Sanitation and preparation for Opening of New School Year</p>	<p>28</p> <p>Teachers' Seminar/ School Sanitation and preparation for Opening of New School Year</p>	<p>29</p> <p>Teachers' Seminar/ School Sanitation and preparation for Opening of New School Year</p>

	<p>Objective: To develop motor skills through squirting and squeezing.</p> <p>Materials Needed:</p> <ul style="list-style-type: none"> • Two plastic buckets • Large sponges <p>Language Topic : BLUE SERIES -Ch, sh and wh</p>	<p>Objective:To develop physical control and balance.</p> <p>Materials Needed:</p> <ul style="list-style-type: none"> • 2 long wooden or plastic spoons of different lengths • Water filled balloons <p>Language Topic: BLUE SERIES - ending blends (ng, nk and nt)</p> <p>Activity: Reading blue series Ch, Sh, and Wh cards.</p>			
--	--	--	--	--	--

