














GOLDEN MIND ACHIEVERS INTERNATIONAL SCHOOL
DARWIN August 2025 MONTHLY CALENDAR

OTHEME	GRACE and COURTESY/PRACTICAL LIFE/ SENSORIAL	GRACE and COURTESY/LANGUAGE AND ARTS/MATHEMATICS	GRACE and COURTESY/LANGUAGE AND ARTS/ MATHEMATICS/JAPANESE LESSONS	GRACE and COURTESY/SCIENCE CULTURE AND GEOGRAPHY	GRACE and COURTESY/PRACTICAL LIFE/SHOW AND TELL and CRAFTS
	MONDAY	TUESDAY	WEDNESDAY	THURSDAY	FRIDAY
1st WEEK Sprinkle in some STEM	<p>4 Fireworks in Oil & Water Density science project for kids</p> <p>Objective: At the end of the lesson the student will be able to develop eye-hand coordination</p> <p>Materials Needed: You need:</p> <ul style="list-style-type: none"> Oil (we used light olive oil, but most light coloured cooking or household oils should work). Liquid food colour (with droppers) Glass containers (we used novelty bottles and an reused jam jar) Small cups Fork Warm water 	<p>5 Walking Water Experiment - Color Changing Experiment For Kids</p> <p>Objective: At the end of the lesson the student will be able to make a portrait out of the materials coming from the nature.</p> <p>Materials Needed:</p> <ul style="list-style-type: none"> three empty glass jars two pieces of paper towel coloring of your choice some water <p>Activity: Presentation</p> 	<p>6 Make Sprinkles Vibrate with Sound</p> <p>Objective: To be able to know that sound is caused by vibrations</p> <p>Materials Needed:</p> <ul style="list-style-type: none"> Cup or bowl Rubber band that fits around the cup or bowl Plastic wrap Colored sprinkles (you can also use salt, but the sprinkles are easier to see) Large plate or tray <p>Activity: Presentation</p> 	<p>7 Magic Milk</p> <p>OBJECTIVE: To be able to explore the cool chemistry with the reaction between soap and milk.</p> <p>Materials Needed Full Fat Milk Food Coloring Dawn Dish Soap Cotton Swabs</p> 	<p>8 DIY Balance Scales</p> <p>Objective: To be able to explore the concept of weight, and experiment with heavy and light objects.</p> <p>Materials Needed</p> <p>Hanger Paper cups Sprinkles Toys</p> 

<p>2nd WEEK</p> <p>Blast off to the space week</p>	<p>11 Topic: Hello, Mr. Moon!</p> <p>Objective: Children will begin to recognize the moon and its round shape.</p> <p>Activity: <i>Stamp the Moon</i> – Use sponges or circles with white paint on dark paper.</p> 	<p>12 Topic: Rocket Power!</p> <p>Objective: Children will recognize a rocket as something that goes up to space.</p> <p>Activity: <i>Make a Paper Rocket</i> -Provide: triangle (nose), rectangle (body), small strips (flames) Let kids glue the pieces together on paper. <i>Decorate with crayons or stickers!</i></p> 	<p>13 Topic: Shooting Star!</p> <p>Objective: Children will explore the idea of a shooting star and create a simple star craft using glue and paper strips.</p> <p>Activity: Shooting Star Craft</p> 	<p>14 Topic: Alien Headdress</p> <p>Objective: Children will explore the idea of an alien and create a simple headdress craft using glue and paper strips.</p> <p>Activity:</p> 	<p>15 Topic: UFO Spaceship</p> <p>Objective: Children will explore the idea of an alien and create a simple headdress craft using glue and paper strips.</p> <p>Activity:</p> 
<p>3rd WEEK</p> <p>Fairy Tale Fantasy</p>	<p>18 Topic: Once Upon a Time, Storytelling</p> <p>Objective: Children will be introduced to fairy tales and explore characters through storytelling</p> <p>Activity: Story Time</p>	<p>19 Topic: Make Your Magic Wand!</p> <p>Objective: Children will explore materials and colors while creating their own magic wands.</p> <p>Activity: Magic wand craft</p>	<p>20 Topic: Magical Dress-Up Day – Be a Fairy or Knight!</p> <p>Objective: Children will engage in imaginative pretend play by dressing up as a fairy or a knight and joining a fun classroom walk.</p> <p>Activity: Dress-Up Parade</p>	<p>21 Topic: Fairy Crown</p> <p>Objective: : Children will explore materials and colors while creating their own fairy crown.</p> <p>Activity: Fairy Crown</p> 	<p>22 Topic: Enchanted Show & Tell</p> <p>Objective: Children will build confidence in speaking and listening by showing a fairy-themed item to the class.</p> <p>Activity: Show and Tell</p>

4th WEEK Water Wonders	<p>25 Topic: Water Relay with Sponge Toss!</p> <p>Objective: Children will develop gross motor skills and cooperative play by transferring water using sponges in a fun relay activity.</p> <p>Activity:</p> 	<p>26 Topic: Water Balloon Color Sorting</p> <p>Objective: Children will recognize and sort colors by grouping water balloons of different colors, developing fine motor skills and color awareness.</p> <p>Lesson Proper: Show the water balloons and sorting baskets of different colors (red, blue, yellow, green, etc.). Demonstrate how to do it.</p> <p>Activity:</p> 	<p>27</p> <p>No School</p>	<p>28</p> <p>No School</p>	<p>29</p> <p>No School</p>
--	---	--	-----------------------------------	-----------------------------------	-----------------------------------