











**GOLDEN MIND ACHIEVERS INTERNATIONAL SCHOOL**  
**KINDERGARTEN – AUGUST 2025**  
 MONTHLY CALENDAR

THEME	MONDAY	TUESDAY	WEDNESDAY	THURSDAY	FRIDAY
<p>WEEK 1</p> <p><b>Sprinkle in some STEM</b></p> <p><b>OBJECTIVES:</b></p> <p>At the end of the lesson the students will be able to develop the following:</p> <p>✓ Encourage students to ask questions, explore, and</p>	<p>4</p> <p>CIRCLE TIME/GRACE AND COURTESY/GMRC</p> <p><b>ACTIVITY:</b></p> <p>ROBOT HAND ACTIVITY</p>  <p><b>MATERIALS:</b></p> <ul style="list-style-type: none"> <li>Cardstock paper</li> <li>Pencil</li> </ul>	<p>5</p> <p>CIRCLE TIME/GRACE AND COURTESY/GMRC</p> <p><b>ACTIVITY:</b></p> <p>SAND CASTLE VOLCANO</p>  <p><b>MATERIALS:</b></p> <ul style="list-style-type: none"> <li>sand castle mold</li> <li>baking soda</li> <li>vinegar</li> </ul>	<p>6</p> <p>CIRCLE TIME/GRACE AND COURTESY/GMRC</p> <p><b>ACTIVITY:</b></p> <p>MAGIC RAINBOW ICE</p>  <p><b>MATERIALS:</b></p> <ul style="list-style-type: none"> <li>Ice cubes or large ice blocks (made in muffin</li> </ul>	<p>7</p> <p>CIRCLE TIME/GRACE AND COURTESY/GMRC</p> <p><b>ACTIVITY:</b></p> <p>3 LITTLE PIGS CHALLENGE</p>  <p><b>MATERIALS:</b></p> <ul style="list-style-type: none"> <li>12 gummies/clay</li> <li>12 toothpick</li> <li>Printed pig(must fit</li> </ul>	<p>8</p> <p>CIRCLE TIME/GRACE AND COURTESY/GMRC</p> <p><b>ACTIVITY:</b></p> <p>BALLOON ROCKET RACE</p>  <p><b>MATERIALS:</b></p> <ul style="list-style-type: none"> <li>Balloon</li> <li>Smoothie straw (Wide opening)</li> <li>Plastic</li> </ul>

**GOLDEN MIND ACHIEVERS INTERNATIONAL SCHOOL**  
**KINDERGARTEN – AUGUST 2025**  
**MONTHLY CALENDAR**

<p>investigate the world around them.</p> <p>✓ Develop students' ability to identify problems, brainstorm solutions, and test their ideas.</p> <p>✓ Encourage teamwork and communication skills through group activities.</p> <p>✓ Foster creative thinking and the ability to generate new ideas.</p>	<ul style="list-style-type: none"> <li>• Drinking straws</li> <li>• Jumbo-sized straw (smoothie or boba tea straw)</li> <li>• Scissors</li> <li>• Yarn</li> <li>• Tape</li> </ul>	<ul style="list-style-type: none"> <li>• sand</li> <li>• seashells (optional)</li> </ul>	<p>tins or silicone molds)</p> <ul style="list-style-type: none"> <li>• Baking soda (½–1 cup total)</li> <li>• Food coloring or liquid watercolor</li> <li>• White vinegar (1–2 cups)</li> <li>• Droppers, pipettes, or squeeze bottles</li> <li>• Shallow tray or baking dish</li> <li>• Optional: glitter, salt, spoons, safety goggles, gloves</li> </ul>	<p>inside the house)</p> <ul style="list-style-type: none"> <li>- Paper plate</li> </ul>	<p>straw (Regular opening)</p> <ul style="list-style-type: none"> <li>• Rubber band</li> <li>• Tissue paper (red and orange)</li> <li>• Colored cardstock</li> <li>• Tape</li> <li>• Black marker (optional)</li> <li>• Fishing line</li> </ul>
--	---	--	--	--	---

**GOLDEN MIND ACHIEVERS INTERNATIONAL SCHOOL**  
**KINDERGARTEN – AUGUST 2025**  
 MONTHLY CALENDAR

<p>WEEK 2</p> <div style="border: 2px solid green; border-radius: 15px; padding: 10px; text-align: center; margin: 10px 0;">       Blast Off to SPACE WEEK     </div> <p><b>OBJECTIVES:</b></p> <p>At the end of the lesson the students will be able to develop the following:</p> <ul style="list-style-type: none"> <li>✓ fostering a love for learning about space</li> <li>✓ Encouraging creativity and exploration through space-themed activities.</li> <li>✓ Engaging in</li> </ul>	<p>11</p> <p>CIRCLE TIME/GRACE AND COURTESY/GMRC</p> <p><b>LESSON</b></p> <p>-ME AND MY PLACE IN SPACE</p> <p><b>ACTIVITY: SPACE PASSPORT</b></p> 	<p>12</p> <p>CIRCLE TIME/GRACE AND COURTESY/GMRC</p> <p><b>LESSON</b></p> <p>- OUR STARS</p> <p><b>ACTIVITY: FIREWORK STARS</b></p>  <p><b>MATERIALS:</b></p> <ul style="list-style-type: none"> <li>• Cotton pads</li> <li>• Food Coloring</li> <li>• Milk</li> <li>• Tray</li> </ul>	<p>13</p> <p>CIRCLE TIME/GRACE AND COURTESY/GMRC</p> <p><b>LESSON</b></p> <p>-ALL ABOUT MOON</p> <p><b>ACTIVITY: WALKING ON THE MOON</b></p>  <p><b>MATERIALS:</b></p> <p>Large open play space (classroom floor, playground, or gym)</p>	<p>14</p> <p>CIRCLE TIME/GRACE AND COURTESY/GMRC</p> <p><b>LESSON</b></p> <p>-ASTRONAUT</p> <p><b>ACTIVITY: Astronaut Paper Doll Dress-Up</b></p>  <p style="text-align: center;">•</p> <p>Printable astronaut figure and different space outfits/accessories.</p> <p>Students color, cut out, and</p>	<p>15</p> <p>CIRCLE TIME/GRACE AND COURTESY/GMRC</p> <p><b>LESSON</b></p> <p>-ROCKET</p> <p><b>ACTIVITY: FLYING ROCKETS</b></p>  <p><b>MATERIALS:</b></p> <p>Paper towel rolls or cardboard tubes</p>
---	--	--	---	--	---

**GOLDEN MIND ACHIEVERS INTERNATIONAL SCHOOL**  
**KINDERGARTEN – AUGUST 2025**  
 MONTHLY CALENDAR

imaginative play  
related to space  
travel and  
exploration.

mix & match the clothes and  
helmets.

Construction paper

Glue/tape

Markers, stickers, glitter

Scissors

WEEK 3

Fairy Tale  
Fantasy

**OBJECTIVES:**

At the end of the  
lesson students will  
be able to develop  
the following:

- ✓ Students will be able to develop creativity and understanding of story settings.

18

CIRCLE TIME/GRACE AND  
COURTESY/GMRC

Magical Kingdom Monday



**Theme:** Welcome to the Fairy Tale World!

**Arts & Crafts:** Make own magic wand or royal crown using glitter, foam, and jewels.

19

CIRCLE TIME/GRACE AND  
COURTESY/GMRC

Enchanted Forest Tuesday




**Theme:** Exploring the Forest of Fairies, Elves, and Dragons

**Scavenger Hunt:** "Fairy Tale Forest Quest" – Find hidden magical items like golden keys, paper mushrooms, dragon

20

CIRCLE TIME/GRACE AND  
COURTESY/GMRC

Whimsical Workshop



Wednesday

**Theme:** Create your own Fairy Tale World

**Draw/Create and Tell:**  
Students will draw or create their own fairy tale characters

21

CIRCLE TIME/GRACE AND  
COURTESY/GMRC

Tale Time Theater Thursday



**Theme:** Relax & Enjoy the Magic of Stories

**Movie Time:** Watch a short, child-friendly fairy tale movie (e.g., "Tangled," "Shrek," or

22

CIRCLE TIME/GRACE AND  
COURTESY/GMRC



Fairy Tale Fantasy Friday



**Theme:** Dress-Up Parade & Fantasy Show

**Dress-Up Time:** Come in costume as a prince, princess, knight, dragon,

**GOLDEN MIND ACHIEVERS INTERNATIONAL SCHOOL**  
**KINDERGARTEN – AUGUST 2025**  
 MONTHLY CALENDAR

<ul style="list-style-type: none"> <li>✓ Students will enhance gross motor skills, teamwork, and problem-solving.</li> <li>✓ Students will create artwork inspired by fairy tales, such as drawings of characters, scenes, or costumes</li> </ul>	<p><b>Dramatic Play:</b> Build castles from blocks or cardboard boxes.</p>	<p>eggs (plastic balls), etc.</p>	<p>and short stories or clay modeling of fairy tale creatures like unicorns, trolls, or talking animals.</p>	<p>"Frozen").</p> <p><b>Reflection:</b> Talk about the characters – Who was brave? Who needed help? What was your favorite scene?</p>	<p>fairy, etc.</p> <p><b>Mini Show:</b> Parade or simple role play/story reenactment.</p> <p><b>Photo Booth:</b> Take pictures with fairy tale backgrounds and props.</p> <p><b>Closing Circle:</b> Fairy Tale Awards (e.g., "Bravest Knight," "Kindest Fairy," "Most Creative Costume").</p>
<p>WEEK 4</p> <p><b>Water Wonders</b></p> <p><b>OBJECTIVES:</b> At the end of the lesson students will be able to:</p>	<p>25</p> <p>CIRCLE TIME/GRACE AND COURTESY/GMRC</p> <p>Mini Waterfall Wall</p>  <p><b>Materials:</b> Plastic bottles,</p>	<p>26</p> <p>CIRCLE TIME/GRACE AND COURTESY/GMRC</p>  <p>Build a Mini Boat Challenge</p>	<p>27</p> <p><b>NO SCHOOL</b></p> <p>-TEACHERS' SEMINAR</p>	<p>28</p> <p><b>NO SCHOOL</b></p> <p>-TEACHERS' SEMINAR</p>	<p>29</p> <p><b>NO SCHOOL</b></p> <p>-SANITATION AND PREPARATION</p>

GOLDEN MIND ACHIEVERS INTERNATIONAL SCHOOL  
**KINDERGARTEN – AUGUST 2025**  
MONTHLY CALENDAR

<div>✓ Provide opportunities for water play with different containers, tools, and materials to encourage exploration and discovery</div> <div>✓ Explore design and structure by building floating boats.</div>	<p>funnels, tubes, water wheels, tape, large board or fence.</p> <p><b>Instructions:</b> Build a cascading water wall where children pour water at the top and watch it flow down.</p> <p><b>Learning Focus:</b> Gravity, flow, problem-solving.</p>	<p><b>Materials:</b> Foam pieces, paper, corks, plastic caps, straws, tape, rubber bands.</p> <p><b>Activity:</b> Build and floatown boat in water trays. Can it carry a toy?</p> <p><b>STEM Talk:</b></p> <p>"What shape floats best?</p> <p>What happens if we add weight?"</p>			
--	--	---	--	--	--