




GOLDEN MIND ACHIEVERS
INTERNATIONAL SCHOOL – CHATAN/URUMA
MONTHLY PLAN SCHEDULE OCTOBER 2024

LITTLE SHAKESPEARE CLASS

THEME	MONDAY Language/Mathematics/ Sensorial	TUESDAY Language/Mathematics	WEDNESDAY Language/ Mathematics/Science	THURSDAY Science/Practical Life	FRIDAY Practical Life/Arts and Crafts/Show and Tell
WEEK 1 FIRE SAFETY THEME	<p>30</p> <p>CIRCLE TIME/GRACE AND COURTESY/GMRC</p> <p>LANGUAGE</p> <p>LESSON: Letter M</p> <p>OBJECTIVES: At the end of the lesson the students will be able to:</p> <ul style="list-style-type: none"> • identify the letter Mm • say the sound of the letter Mm • name objects and pictures that begin with the letter Mm • trace the letter Mm <p>MATH</p> <p>LESSON: Number 0-5</p> <p>OBJECTIVE: At the end of the lesson the students will be able to:</p> <ul style="list-style-type: none"> • identify numbers 0-5 • count numbers 0-5 properly using the stick counter of the spindle box. <p>SENSORIAL</p>	<p>1</p> <p>CIRCLE TIME/GRACE AND COURTESY/GMRC</p> <p>LANGUAGE</p> <p>LESSON: Letter M</p> <p>OBJECTIVES: At the end of the lesson the students will be able to:</p> <ul style="list-style-type: none"> • identify the letter Mm • say the sound of the letter Mm • name objects and pictures that begin with Mm • make a collage out of pictures of objects having the initial sound of M. • read the CV that begin with the letter Mm <p>MATH</p> <p>LESSON: Numbers 0-5</p> <p>OBJECTIVE: At the end of the lesson the students will be able to:</p>	<p>2</p> <p>CIRCLE TIME/GRACE AND COURTESY/GMRC</p> <p>LANGUAGE</p> <p>LESSON: Letter M</p> <p>OBJECTIVES: At the end of the lesson the students will be able to:</p> <ul style="list-style-type: none"> • identify letter Mm • say the sound of letter Mm • name objects and pictures that begin with Mm • write letter Mm • read CV that begin with letter Mm <p>MATH</p> <p>LESSON: Numbers 0-5</p> <p>OBJECTIVE: At the end of the lesson the students will be able arrange number 0-5</p> <p>SCIENCE and History:</p> <p>LESSON : Living and Non-Living Things</p> <p>OBJECTIVE: At the end of the lesson the students</p>	<p>3</p> <p>CIRCLE TIME/GRACE AND COURTESY/GMRC</p> <p>PRACTICAL LIFE</p> <p>LESSON: Opening and closing doors</p> <p>OBJECTIVE: At the end of the lesson the students will be able to develop their hand movement and eye coordination.</p> <p>SCIENCE and History:</p> <p>LESSON : Living and Non-Living Things</p> <p>OBJECTIVE: At the end of the lesson the students will be able to identify living and non-living things through coloring.</p>	<p>4</p> <p>CIRCLE TIME/GRACE AND COURTESY/GMRC</p> <p>PRACTICAL LIFE</p> <p>LESSON: Opening and closing doors</p> <p>OBJECTIVE At the end of the lesson the students will be able to develop their hand movement and eye coordination.</p> <p>ARTS AND CRAFTS:</p> <div style="text-align: center;">  </div> <p>SHOW AND TELL</p> <p>OBJECTIVE: To be able to build confidence and develop effective communication skills.</p>

	<p>LESSON: Long Rods OBJECTIVE: At the end of the lesson the students will be able to develop a visual sense in perception and differences in dimension. Outdoor Activity: Tug of War</p>	<ul style="list-style-type: none"> count 0-5 using numbers and counters <p>Outdoor Activity: Watering the plants</p>	<p>will be able to classify living and non-living things ACTIVITY: The child will classify living and non-living things.</p> <p>SENSORIAL LESSON: Knobless Cylinder (Green set) OBJECTIVE: At the end of the lesson the students will be able to develop the muscular memory, motor control and to develop a visual sense in perception and differences in dimension.</p> <p>Outdoor Activity: Hula hoops: Skipping Race</p>		
<p>WEEK 2 FALL</p>	<p>7 CIRCLE TIME/GRACE AND COURTESY/GMRC LANGUAGE: LESSON: Letter B OBJECTIVES:</p> <ul style="list-style-type: none"> identify the letter B say the sound of the letter B name objects and pictures that begin with the letter B Feeling Sandpaper letter B <p>ACTIVITIES:</p> <ul style="list-style-type: none"> Identifying objects and pictures having the initial sound of B The learners will name objects that 	<p>8 CIRCLE TIME/GRACE AND COURTESY/GMRC LANGUAGE: LESSON: Letter B OBJECTIVES:</p> <ul style="list-style-type: none"> identify letter Bb say the sound of letter Bb color the pictures and objects that start with B <p>ACTIVITY: The learners will color pictures having the initial sound of letter B.</p> <p>MATH LESSON: Numerals 0-5</p>	<p>9 CIRCLE TIME/GRACE AND COURTESY/GMRC LANGUAGE: LESSON: Letter B OBJECTIVES:</p> <ul style="list-style-type: none"> identify letter Bb say the sound of letter Bb name objects and pictures that begin with Bb write letter Bb read CV that begin with letter Bb <p>ACTIVITY: The learners will trace letter B using their printed worksheet and read CV that begin with letter Bb.</p>	<p>10 CIRCLE TIME/GRACE AND COURTESY/GMRC PRACTICAL LIFE LESSON: Opening and closing drawers OBJECTIVE: At the end of the lesson the students will be able to develop their hand movement and eye coordination. ACTIVITY: The children will show how to open and close a door. SCIENCE and History LESSON: Land, Water, and Air OBJECTIVE: at the end of the lesson the students will be able to recognize the land, water, and air through coloring.</p> <p>Outdoor Activity: Park Day</p>	<p>11 CIRCLE TIME/GRACE AND COURTESY/GMRC PRACTICAL LIFE LESSON: Opening and closing drawers OBJECTIVE: At the end of the lesson the students will be able to develop their hand movement and eye coordination. ACTIVITY: The children will show how to open and close a door.</p>

have an initial sound of B.

- Feeling Sandpaper letter B

MATH

LESSON: Numerals 0-5

OBJECTIVE: At the end of the lesson the students will be able to:

- Identify numbers 0-5
- count numbers 0-5
- recognize 0-5 in their number words
- match the numbers 0-5 in its number words

ACTIVITY: The children will match the numbers with their number words.

SENSORIAL

LESSON: Long Rods Extension

OBJECTIVE: At the end of the lesson the students will be able to develop a visual sense of perception and differences in dimension.

ACTIVITY: The teacher shows the extension activity for Long Rods.

OBJECTIVE: At the end of the lesson the students will be able to:

- count numbers 0-5
- recognize 0-5 in their number words
- pick the numbers number words in the box according to the number that is being asked.

ACTIVITY: Ask the learners to pick the number word in the box according to the number that is being asked.

Outdoor Activity: Basketball/Netbal

MATH

LESSON: Numerals 0-5

OBJECTIVE: At the end of the lesson the students will be able to:

- count 0-5 using different objects with the number words in it

ACTIVITY: Worksheet

SCIENCE and History

LESSON: Land, Water, and Air

OBJECTIVE: At the end of the lesson the students will be able to identify the land, water, and air using the globe.

ACTIVITY: Let the learners identify the land, water, and air using the globe.

SENSORIAL

LESSON : Color Box 3

OBJECTIVE: The child will be able to identify the nine colors in seven different shades of red, blue, yellow, green, purple, orange, brown, pink and gray.

Outdoor Activity: Hula hoops: Skipping Race


ACTIVITY: Evaluation (work sheet coloring)



ARTS AND CRAFTS:


SHOW AND TELL

OBJECTIVE: To be able to build confidence and develop effective communication skills.

<p>WEEK 3</p> <p>COLUMBUS</p>	<p>14</p> <p>COLUMBUS DAY (NO SCHOOL)</p>	<p>15</p> <p>CIRCLE TIME/GRACE AND COURTESY/GMRC LANGUAGE</p> <p>LESSON: Letter L</p> <p>OBJECTIVES: At the end of the lesson the students will be able to:</p> <ul style="list-style-type: none"> • identify letter Ll • say the sound of the letter Ll • name objects and pictures that begin with Ll • Feeling Sandpaper letter L <p>ACTIVITIES:</p> <ul style="list-style-type: none"> • Pronunciation Drill on words that start with L. • The teacher will let her learners chant using the words with the initial sound of the letter L. • Feeling Sandpaper letter L <p>MATH</p> <p>LESSON: Numbers 6-10</p> <p>OBJECTIVE: At the end of the lesson the students will be able to:</p> <ul style="list-style-type: none"> • recognize numbers 6-10 • count numbers 6-10 properly using the colored beads 	<p>16</p> <p>CIRCLE TIME/GRACE AND COURTESY/GMRC LANGUAGE</p> <p>LESSON: Letter L</p> <p>OBJECTIVES: At the end of the lesson the students will be able to:</p> <ul style="list-style-type: none"> • identify letter Ll • say the sound of letter Ll • name objects and pictures that begin with Ll • write letter Ll • read CV that begins with letter Ll <p>ACTIVITIES:</p> <ul style="list-style-type: none"> • The learners will do paper plate tracing and painting of letter (L) and reading CV words that begin with letter Ll. • Reading CV that starts with Ll. <p>MATH</p> <p>LESSON: Numbers 6-10</p> <p>OBJECTIVE: At the end of the lesson the students will be able to:</p> <ul style="list-style-type: none"> • count 6-10 using different objects • color appropriately according to the number being asked 	<p>17</p> <p>CIRCLE TIME/GRACE AND COURTESY/GMRC PRACTICAL LIFE</p> <p>LESSON: Opening and closing windows</p> <p>OBJECTIVE: At the end of the lesson the students will be able to develop their muscle control.</p> <p>ACTIVITY: The students will demonstrate how to open and close windows.</p> <p>SCIENCE and History:</p> <p>LESSON: Animals Habitat(land, water and air)</p> <p>OBJECTIVE: At the end of the lesson the students will be able to appreciate the importance of giving care to nature.</p> <p>ACTIVITY: Film Viewing (effects of natural disasters)</p> <p>Making DIY Halloween Basket</p>	<p>18</p> <p>CIRCLE TIME/GRACE AND COURTESY/GMRC PRACTICAL LIFE</p> <p>LESSON: Opening and closing windows</p> <p>OBJECTIVE: At the end of the lesson the students will be able to develop the ability to open and close the windows.</p> <p>ACTIVITY: The students will demonstrate how to open and close windows.</p> <p>ARTS AND CRAFTS :</p>  <p>SHOW AND TELL</p> <p>OBJECTIVE: To be able to build confidence and develop effective communication skills.</p>
-------------------------------	--	---	--	--	---

		<p>ACTIVITY: The children will identify the numbers 6-10 using the sandpaper numbers. Then, let them count numbers 6-10 using the colored beads.</p> <p>Outdoor Activity: Biking</p>	<p>ACTIVITY: The child will color appropriately according to the number being asked in their worksheet.</p> <p>SCIENCE and History LESSON: Animals Habitat (land, water and air)</p> <p>OBJECTIVE: At the end of the lesson the students will be able to give care of the nature.</p> <p>ACTIVITY: Film Viewing</p> <p>Outdoor Activity: Park Day</p>		
<p>WEEK 4 HALLOWEEN THEME</p>	<p>21 CIRCLE TIME/GRACE AND COURTESY/GMRC</p> <p>LANGUAGE:</p> <p>LESSON: Letter S</p> <p>OBJECTIVES: At the end of the lesson the students will be able to:</p> <ul style="list-style-type: none"> • identify the letter S • say the sound of the letter S • name objects and pictures that begin with the letter S • Feeling Sandpaper letter S <p>ACTIVITIES:</p> <ul style="list-style-type: none"> • Identifying objects and pictures having the initial sound of S • The learners will name objects that have an initial sound of S. 	<p>22 CIRCLE TIME/GRACE AND COURTESY/GMRC</p> <p>LANGUAGE:</p> <p>LESSON: Letter S</p> <p>OBJECTIVES: At the end of the lesson the students will be able to:</p> <ul style="list-style-type: none"> • identify letter S • say the sound of letter S • color the pictures and objects that start with S <p>ACTIVITY: The learners will color pictures having the initial sound of letter S.</p> <p>MATH LESSON: Numerals 6-10</p>	<p>23 CIRCLE TIME/GRACE AND COURTESY/GMRC</p> <p>LANGUAGE:</p> <p>LESSON: Letter S</p> <p>OBJECTIVES: At the end of the lesson the students will be able to:</p> <ul style="list-style-type: none"> • say the sound of letter S • write letter S • read CV that begin with letter S <p>ACTIVITY: The learners will trace letter S using their printed worksheet and read CV that begin with letter.</p> <p>MATH LESSON: Numerals 6-10</p>	<p>24 CIRCLE TIME/GRACE AND COURTESY/GMRC</p> <p>PRACTICAL LIFE LESSON: Carrying an apparatus</p> <p>OBJECTIVE: The children will be able to develop independence and safety.</p> <p>ACTIVITY: The students will demonstrate how to carry an apparatus.</p> <p>SCIENCE and History LESSON: Vertebrates and Invertebrates</p> <p>OBJECTIVE: at the end of the lesson the students will be able to identify animals as vertebrates and invertebrates.</p> <p>ACTIVITY: Evaluation (work sheet)</p> <p>Outdoor Activity: Basketball/Netball</p>	<p>25 CIRCLE TIME/GRACE AND COURTESY/GMRC</p> <p style="text-align: center;">Halloween Program</p>

	<p>Feeling Sandpaper letter S</p> <p>MATH LESSON: Numerals 6-10 OBJECTIVE: At the end of the lesson the students will be able to:</p> <ul style="list-style-type: none"> Identify numbers 6-10 count numbers 6-10 recognize 6-10 in their number words match the numbers 6-10 in its number words <p>ACTIVITY: The children will match the numbers with their number words.</p> <p>SENSORIAL LESSON: Knobbed Cylinders OBJECTIVE: The child will be able to develop the child's visual and muscular perception of dimension and coordination of movement and fine motor control</p> <p>ACTIVITY: The teacher will present the knobbed cylinders</p> <p>Outdoor Activity: Basketball/ Netball</p>	<p>OBJECTIVE: At the end of the lesson the students will be able to:</p> <ul style="list-style-type: none"> count numbers 6-10 recognize 6-10 in their number words pick the numbers number words in the Halloween basket according to the number that is being asked. <p>ACTIVITY: Ask the learners to pick the number word in the Halloween basket according to the number that is being asked.</p>	<p>OBJECTIVE: At the end of the lesson the students will be able to:</p> <ul style="list-style-type: none"> count 6-10 using different objects with the number words in it <p>ACTIVITY: Worksheet</p> <p>SCIENCE and History LESSON: Vertebrates and Invertebrates OBJECTIVE: at the end of the lesson the students will be able to classify animals as vertebrates and invertebrates. ACTIVITY: sorting animals</p> <p>CULTURE History of Halloween OBJECTIVE: To be able to retell the history of Halloween. ACTIVITY: Discussion about Halloween.</p> <p>SENSORIAL LESSON : Color Box 3 OBJECTIVE: The child will be able to identify the nine colors in seven different shades of red, blue, yellow, green, purple, orange, brown, pink and gray.</p> <p>Outdoor Activity: Park day</p>	<p>Outdoor Activity: Tug of War</p>	
--	---	--	---	--	--

<p>WEEK 5</p> <p>PUMPKIN THEME</p>	<p>28 CIRCLE TIME/GRACE AND COURTESY/GMRC LANGUAGE: LESSON: Review Letters M, S, L OBJECTIVES:</p> <ul style="list-style-type: none"> say the sound of the letters M, S, L name objects and pictures that begin with the letters M, S, L sort pictures having the initial sound of M, S, and L. <p>ACTIVITIES:</p> <ul style="list-style-type: none"> The learners will name objects that have an initial sound of M, S, and L. Sorting pictures having the initial sound of M, S, and L <p>MATH LESSON: Arranging Numbers 0-10 Properly. OBJECTIVE: At the end of the lessons, the students will be able to</p> <ul style="list-style-type: none"> arrange the numbers 0-10 using teacher's materials. <p>ACTIVITY: More drills in counting numerals from 0-10</p> <p>SENSORIAL LESSON: Knobbed Cylinders Extension</p>	<p>29 CIRCLE TIME/GRACE AND COURTESY/GMRC LANGUAGE: LESSON: Review Letters M, S, L OBJECTIVES:</p> <ul style="list-style-type: none"> identify letter M, S, and L color appropriately the pictures that start with M, S, and L. <p>ACTIVITY: The learners will color appropriately the pictures having the initial sound of letter M, S, and L.</p> <p>MATH LESSON: Numerals 0-10 OBJECTIVE: At the end of the lesson the students will be able arrange the numerals 0-9 ACTIVITY: Arranging pumpkin.</p>	<p>30 CIRCLE TIME/GRACE AND COURTESY/GMRC LANGUAGE: LESSON: Letter S OBJECTIVES:</p> <ul style="list-style-type: none"> trace letter M, S, and L read CV that begin with letter M, S, and L. <p>ACTIVITY: The learners will trace letter M, S, and L using their printed worksheet and read CV that begin with letter Mm, Ss and Ll.</p> <p>MATH LESSON: Arranging Numbers 0-10 Properly. OBJECTIVE: At the end of the lessons, the students will be able to</p> <ul style="list-style-type: none"> arrange the numbers 0-10 using teacher's materials. <p>SCIENCE and History LESSON: Land, Water and Air (Animals) OBJECTIVE: At the end of the lesson the students will be able to give examples of animals in land, water, and air. ACTIVITY: The child will identify if the given animal</p>	<p>31 CIRCLE TIME/GRACE AND COURTESY/GMRC PRACTICAL LIFE LESSON: Painting and drawing OBJECTIVE: At the end of the lesson the students will be able to develop hand grips and muscle control. ACTIVITY: The students will demonstrate how to paint and draw. SCIENCE and History LESSON: Land, Water and Air (Animals) OBJECTIVE: At the end of the lesson the students will be able to sort animals in land, water and air. ACTIVITY: Evaluation (worksheet) -Video clips</p>	<p>1 CIRCLE TIME/GRACE AND COURTESY/GMRC PRACTICAL LIFE LESSON: Painting and drawing OBJECTIVE: At the end of the lesson the students will be able to develop hand grips and muscle control. ACTIVITY: The students will demonstrate how to paint and draw. ARTS AND CRAFTS:</p>  <p>SHOW AND TELL OBJECTIVE: To be able to build confidence and develop effective communication skills.</p>
--	--	---	---	--	--

	<p>OBJECTIVE: The child will be able to develop the child's visual and muscular perception of dimension and coordination of movement and fine motor control</p> <p>ACTIVITY: The teacher will present the knobbed cylinders and let the learners demonstrate afterward.</p> <p>Outdoor Activity: Hula hoops: Skipping Race</p>	<p>Outdoor Activity: Watering the plants</p>	<p>is living on land, water or air.</p> <p>Outdoor Activity: Toss the Ring</p>	<p>Outdoor Activity: Park day</p>	
--	---	---	---	--	--

