






**GOLDEN MIND ACHIEVERS INTERNATIONAL SCHOOL
DARWIN OCTOBER 2024 MONTHLY CALENDAR**

THEME	GRACE and COURTESY/PRACTICAL LIFE	GRACE and COURTESY/SENSORIAL	GRACE and COURTESY/LANGUAGE AND ARTS	GRACE and COURTESY/MATHEMATICS	GRACE and COURTESY/PRACTICAL LIFE/SHOW AND TELL and CRAFTS
	MONDAY	TUESDAY	WEDNESDAY	THURSDAY	FRIDAY
1st WEEK Fire Safety	30 Circle Time Practical Topic: How to Opening and closing the doors Objective: at the end of the lessons the students will be able. <ul style="list-style-type: none"> To open and close door properly. Activity; opening and closing door properly.	1 Circle Time Sensorial Topic: Pink tower Objectives: At the end of the lessons, the students will be able <ol style="list-style-type: none"> To develop fine motor skills through carrying the pink tower. To develop hand and eye coordination by building the pink tower properly. Activity: Proper concentration how to carry the pink tower and building the pink tower properly.	2 Circle Time Language Topic: I Spy Game: Naming of objects used for fire safety, Objective: to be able to identify different objects that can be used for fire safety. Activity: Naming of object.	3 Circle Time Mathematics: Topic: Pattern Blocks Objectives: To be able to create simple patterns. Recognize and name basic shapes and colors through blocks. Activity: Hands on exploration or Pattern Activity	4 Circle Time SHOW AND TELL Objectives: to be able to deepen students' sense of loving their toy/book. ARTS AND CRAFTS 
2nd WEEK Fall	7 Circle Time Practical Topic: Carrying an apparatus Objective: at the end of the lesson the child will be able. <ul style="list-style-type: none"> To develop independen 	8 Circle Time Sensorial Topic: Brown stairs Objectives: at the end of the lesson the child will be able <ol style="list-style-type: none"> To develop muscular memory To develop fine motor control. 	9 Circle Time Language Topic: Initial Sound: Letter f Objectives: At the end of the lesson the students will be able to: <ol style="list-style-type: none"> Identify letter f Say the sound of letter f Identify things that begin with the sound of 	10 Circle Time Mathematics Topic: Basic Shapes Objective: To be able to identify and recognize basic shapes such as Circle, Triangle, Square and Rectangle.	11 Circle Time SHOW AND TELL Objectives: to be able to deepen students' sense of loving their toy/book. Art Activity Topic: Pumpkin Paper Plate Craft

	<p>ce.</p> <ul style="list-style-type: none">To develop awareness and safety. <p>Activity; the child will perform individually how to carry the apparatus tray properly.</p>	<p>Activity: Individual/carrying a brown stairs.</p>	<p>letter f</p> <p>d. Trace letter f using letter.</p> <p>Activity: the teacher will invite each student to get an object /picture in the classroom and they will identify the objects start with the sound of letter f.</p>	<p>Activity: Naming of shapes</p>	 <p>The image contains two photographs of a craft project. The top photograph shows a pair of hands adjusting a paper plate scarecrow. The scarecrow has a brown paper hat with a cross, a yellow fringe for hair, and a smiling face with pink cheeks and an orange nose. The bottom photograph shows two completed paper plate scarecrows, one slightly behind the other, both with the same features as the one in the top photo. A watermark 'THEBESTIDEASFORKIDS.COM' is visible in the bottom right of the top photo.</p>
--	--	--	--	-----------------------------------	--

<p>3RD WEEK</p> <p>COLUMBUS</p>	<p>14</p> <p>COLUMBUS DAY</p> <p>(NO SCHOOL)</p>	<p>15</p> <p>Circle Time Sensorial Topic: Brown stairs</p> <p>Objectives: At the end of the lesson the child will be able</p> <ul style="list-style-type: none"> e. To develop muscular memory f. To develop fine motor control. <p>Activity: Individual /arranging the brown stairs.</p>	<p>16</p> <p>Circle Time</p> <p>Language Topic: Initial Sounds: Letter c</p> <p>Objective: At the end of the lesson the students will be able to:</p> <ul style="list-style-type: none"> a. Identify letter c Identify initial sound of labeled pictures b. Say the sound of letter c c. Trace the letter c <p>Activity: the children will recite each initial sound of written words and collect the words with the /c/ sound.</p>	<p>17</p> <p>Circle Time</p> <p>Mathematics:</p> <p>Topics: Advanced Shapes</p> <p>Objectives: To be able to identify and recognize advance shapes such as Diamond, Oval, Heart and Star.</p> <p>Activity: Have your students use pompoms to trace around the outside of the shapes.</p>	<p>18</p> <p>Circle Time</p> <p>SHOW AND TELL Objectives: to be able to deepen students' sense of loving their toy/book.</p> <p>Art Activity:</p> 
---	---	---	---	---	---

<p>4th WEEK</p> <p>Halloween Theme</p>	<p>21 Circle Time</p> <p>Practical Topic: Painting and Drawing</p> <p>Objective: at the end of the lesson the student will be able.</p> <ul style="list-style-type: none"> To be able to develop hand grip and muscle control. <p>Activity: Drawing and Painting.</p>	<p>22 Circle Time Sensorial Topic: Knobless cylinder Objectives: At the end of the lessons, the students will be able</p> <ol style="list-style-type: none"> To develop visual discrimination. To develop fine motor refinement. <p>Activity: Individual/proper way how to take out the knobless cylinder from the box.</p>	<p>23 Circle Time</p> <p>Language Topic: Initial Sounds: Letter h</p> <p>Objective: At the end of the lesson the students will be able to identify the initial sound of an object and match them with the use of pegs.</p> <p>Activity: Initial Sounds Peg Matching Game</p> 	<p>24 Circle Time</p> <p>Mathematics: Topic: Matching Shapes</p> <p>Objectives: Students will enhance their hand-eye coordination by picking up and placing shapes in matching spots. Activity: Hands-on shape matching</p>	<p>25</p> <p>HALLOWEEN COSTUME PARADE</p> <p>SHOW AND TELL Objectives: to be able to deepen students' sense of loving their toy/book.</p> 
<p>5th Week</p> <p>Pumpkin</p>	<p>28 Circle Time Practical Topic: Pumpkin Scrubbing</p> <p>Objective: at the end of the lesson the child will be able.</p> <ul style="list-style-type: none"> To be able to scrub the pumpkin 	<p>29 Circle Time Sensorial Topic: Knobless cylinder Objectives: At the end of the lessons, the students will be able</p> <ol style="list-style-type: none"> To develop visual discrimination. To develop fine motor refinement. <p>Lesson Proper:</p>	<p>30 Circle Time</p> <p>Language Topic: Initial Sounds: Letter p</p> <p>Objective: At the end of the lesson the students will be able to:</p> <ol style="list-style-type: none"> Identify letter c Identify initial sound of labeled pictures Say the sound of letter p 	<p>31 Mathematics: Topic: Memory Recall for Shapes</p> <p>Objective: Students will enhance attention and concentration through a fun recall activity.</p> <p>Activity: Recall challenge</p>	<p>1</p>

	<p>Activity; Individual/scrubbing a pumpkin.</p>	<p>Demonstration on how to work with Montessori tower pattern using more than one set of cylinders to build a tower.</p> <p>Activity: Individual/building a tower pattern</p>	<p>c. Trace the letter p</p> <p>Activity: the children will recite each initial sound of written words and collect the words with the /p/ sound</p>		
--	--	---	---	--	--